



# EDGEMONT JUNIOR HIGH

Grades 6-12  
Fall 2021



Report created by  
Panorama Education



## Summary

Topic Description	Results	Comparison
<b>School Climate</b> Perceptions of the overall social and learning climate of the school.	<b>39%</b>	<b>43%</b> PUYALLUP SCHOOL DISTRICT
<b>School Safety</b> Perceptions of student physical and psychological safety at school.	<b>52%</b>	<b>60%</b> PUYALLUP SCHOOL DISTRICT
<b>Sense of Belonging</b> How much students feel that they are valued members of the school community.	<b>31%</b>	<b>32%</b> PUYALLUP SCHOOL DISTRICT
<b>Teacher-Student Relationships</b> How strong the social connection is between teachers and students within and beyond the classroom.	<b>60%</b>	<b>61%</b> PUYALLUP SCHOOL DISTRICT

363 responses



# School Climate

Your average

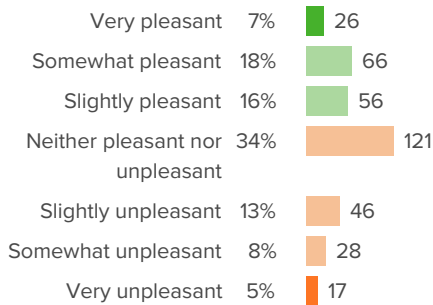
# 39%

363 responses

District average: **43%** PUYALLUP SCHOOL DISTRICT

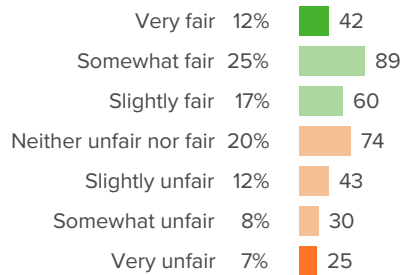
## How did people respond?

### Q.1: How pleasant or unpleasant is the physical space at your school?



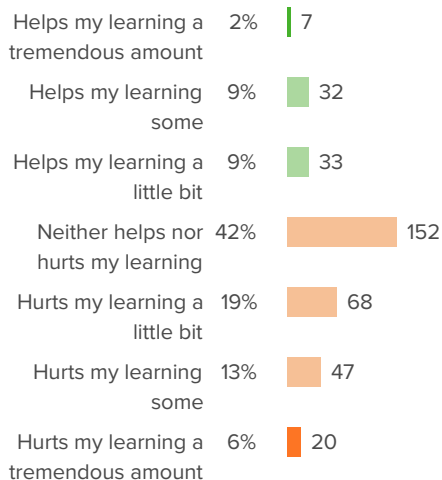
Favorable: **41%**

### Q.2: How fair or unfair are the rules for the students at this school?



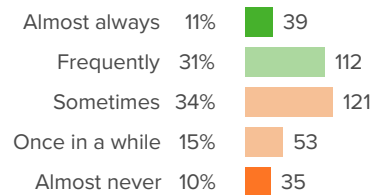
Favorable: **53%**

### Q.3: At your school, how much does the behavior of other students hurt or help your learning?



Favorable: **20%**

### Q.4: How often do your teachers seem excited to be teaching your classes?



Favorable: **42%**



# School Safety

Your average

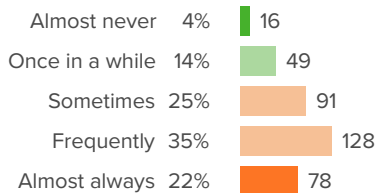
# 52%

363 responses

District average: **60%** PUYALLUP SCHOOL DISTRICT

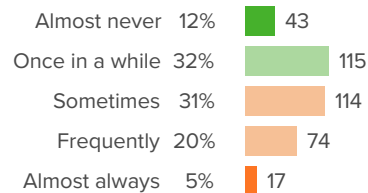
## How did people respond?

### Q.1: How often are people disrespectful to others at your school?



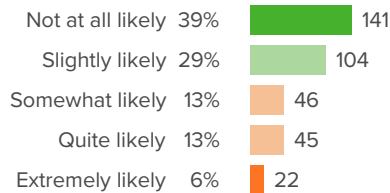
Favorable: **18%**

### Q.2: How often do students get into physical fights at your school?



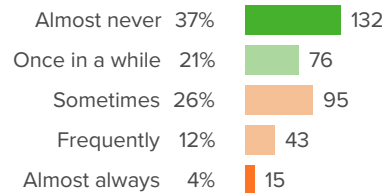
Favorable: **44%**

### Q.3: How likely is it that someone from your school will bully you online?



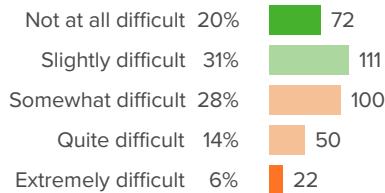
Favorable: **68%**

### Q.4: How often do you worry about violence at your school?



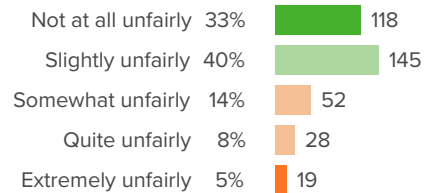
Favorable: **58%**

### Q.5: If a student is bullied in school, how difficult is it for him/her to get help from an adult?



Favorable: **52%**

### Q.6: At your school, how unfairly do the adults treat the students?



Favorable: **73%**



# Sense of Belonging

Your average

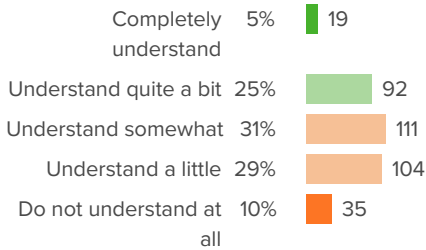
# 31%

363 responses

District average: **32%** PUYALLUP SCHOOL DISTRICT

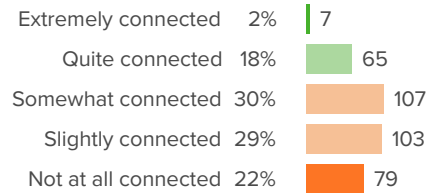
## How did people respond?

### Q.1: How well do people at your school understand you as a person?



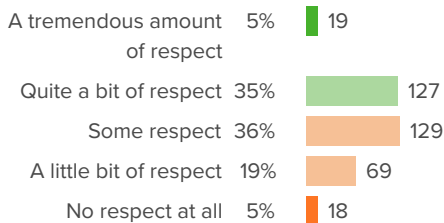
Favorable: **31%**

### Q.2: How connected do you feel to the adults at your school?



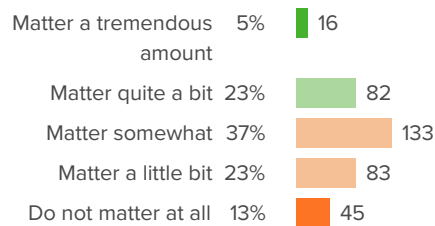
Favorable: **20%**

### Q.3: How much respect do students in your school show you?



Favorable: **40%**

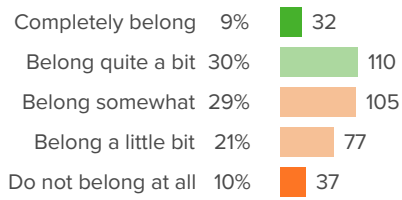
### Q.4: How much do you matter to others at this school?



Favorable: **27%**



**Q.5: Overall, how much do you feel like you belong at your school?**



---

Favorable: **39%**



# Teacher-Student Relationships

Your average

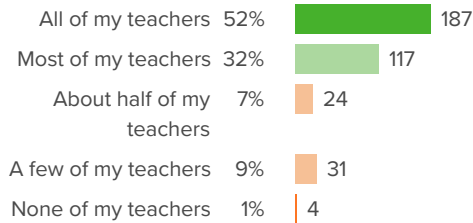
# 60%

363 responses

District average: **61%** PUYALLUP SCHOOL DISTRICT

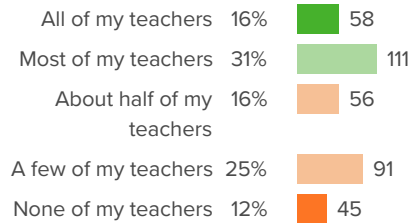
## How did people respond?

### Q.1: How many of your teachers are respectful towards you?



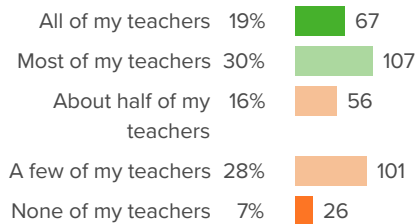
Favorable: **84%**

### Q.2: If you walked into class upset, how many of your teachers would be concerned?



Favorable: **47%**

### Q.3: When your teachers ask how you are doing, how many of them are really interested in your answer?



Favorable: **49%**