



# EDGERTON ELEMENTARY

Grades 3-5  
Fall 2021



Report created by  
Panorama Education



## Summary

Topic Description	Results	Comparison
<p><b>School Climate</b></p> <p>Perceptions of the overall social and learning climate of the school.</p>	<b>57%</b>	<b>61%</b> PUYALLUP SCHOOL DISTRICT
<p><b>School Safety</b></p> <p>Perceptions of student physical and psychological safety at school.</p>	<b>62%</b>	<b>64%</b> PUYALLUP SCHOOL DISTRICT
<p><b>Sense of Belonging</b></p> <p>How much students feel that they are valued members of the school community.</p>	<b>61%</b>	<b>65%</b> PUYALLUP SCHOOL DISTRICT
<p><b>Teacher-Student Relationships</b></p> <p>How strong the social connection is between teachers and students within and beyond the classroom.</p>	<b>74%</b>	<b>75%</b> PUYALLUP SCHOOL DISTRICT

215 responses



# School Climate

Your average

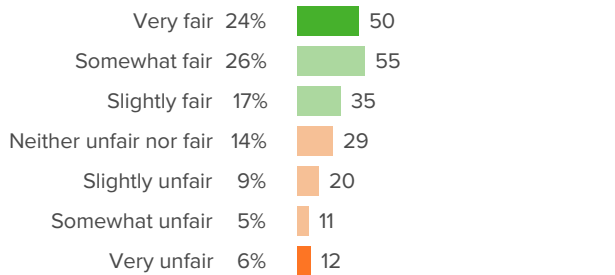
# 57%

215 responses

District average: **61%** PUYALLUP SCHOOL DISTRICT

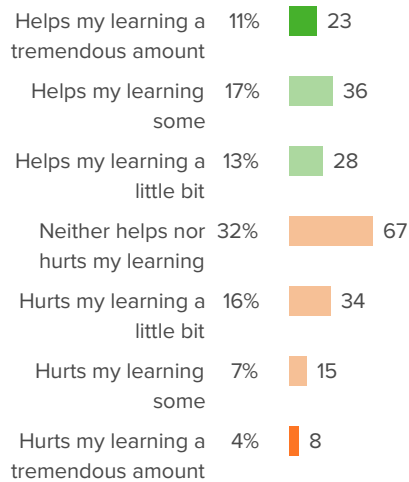
## How did people respond?

### Q.1: How fair or unfair are the rules for the students at this school?



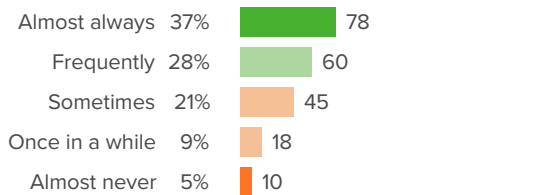
Favorable: **66%**

### Q.2: At your school, how much does the behavior of other students hurt or help your learning?



Favorable: **41%**

### Q.3: How often do your teachers seem excited to be teaching your classes?



Favorable: **65%**



# School Safety

Your average

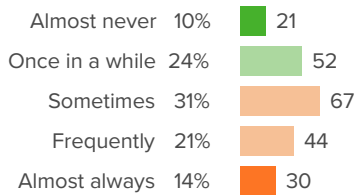
# 62%

215 responses

District average: **64%** PUYALLUP SCHOOL DISTRICT

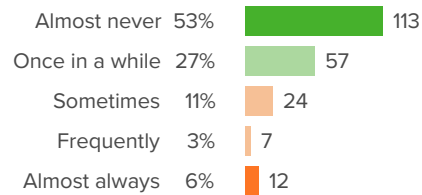
## How did people respond?

### Q.1: How often are people disrespectful to others at your school?



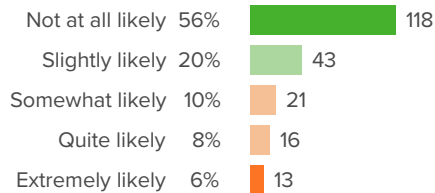
Favorable: **34%**

### Q.2: How often do students get into physical fights at your school?



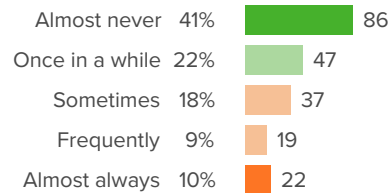
Favorable: **80%**

### Q.3: How likely is it that someone from your school will bully you online?



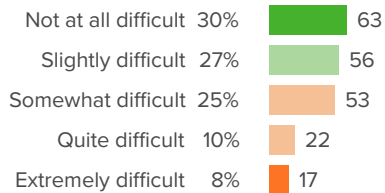
Favorable: **76%**

### Q.4: How often do you worry about violence at your school?



Favorable: **63%**

### Q.5: If a student is bullied in school, how difficult is it for him/her to get help from an adult?



Favorable: **56%**



# Sense of Belonging

Your average

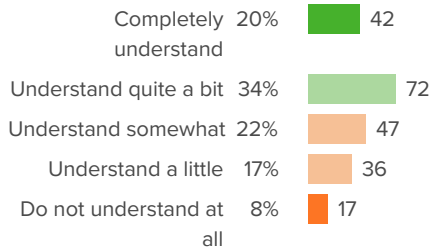
# 61%

215 responses

District average: **65%** PUYALLUP SCHOOL DISTRICT

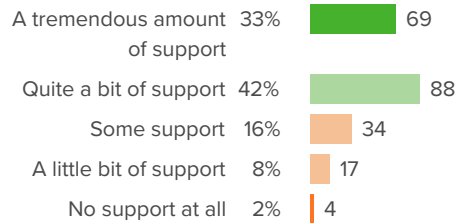
## How did people respond?

### Q.1: How well do people at your school understand you as a person?



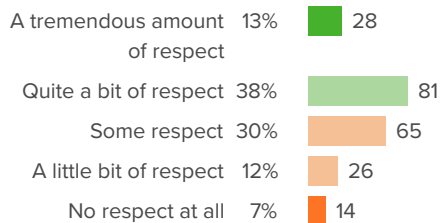
Favorable: **53%**

### Q.2: How much support do the adults at your school give you?



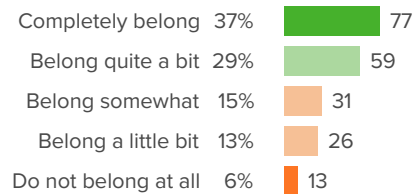
Favorable: **74%**

### Q.3: How much respect do students at your school show you?



Favorable: **51%**

### Q.4: Overall, how much do you feel like you belong at your school?



Favorable: **66%**



# Teacher-Student Relationships

Your average

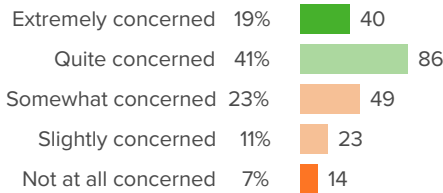
# 74%

215 responses

District average: **75%** PUYALLUP SCHOOL DISTRICT

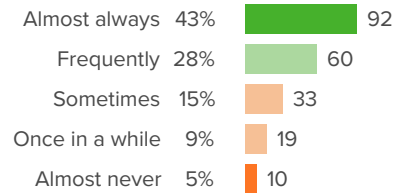
## How did people respond?

### Q.1: If you walked into class upset, how concerned would your teacher be?



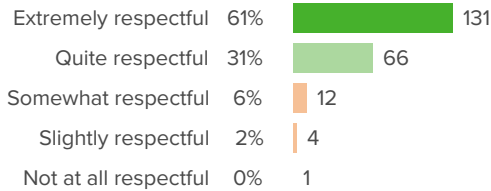
Favorable: **59%**

### Q.2: When your teacher asks, "How are you?", how often do you feel that your teacher really wants to know your answer?



Favorable: **71%**

### Q.3: How respectful is your teacher towards you?



Favorable: **92%**