



FIRGROVE ELEMENTARY

Grades 6-12
Fall 2021



Report created by
Panorama Education



Summary

Topic Description	Results	Comparison
<p>School Climate</p> <p>Perceptions of the overall social and learning climate of the school.</p>	43%	43% PUYALLUP SCHOOL DISTRICT
<p>School Safety</p> <p>Perceptions of student physical and psychological safety at school.</p>	61%	60% PUYALLUP SCHOOL DISTRICT
<p>Sense of Belonging</p> <p>How much students feel that they are valued members of the school community.</p>	46%	32% PUYALLUP SCHOOL DISTRICT
<p>Teacher-Student Relationships</p> <p>How strong the social connection is between teachers and students within and beyond the classroom.</p>	65%	61% PUYALLUP SCHOOL DISTRICT

22 responses



School Climate

Your average

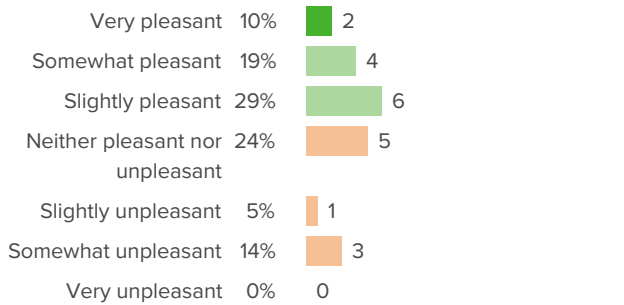
43%

22 responses

District average: **43%** PUYALLUP SCHOOL DISTRICT

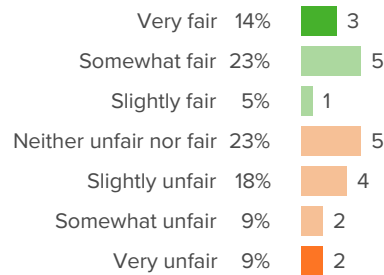
How did people respond?

Q.1: How pleasant or unpleasant is the physical space at your school?



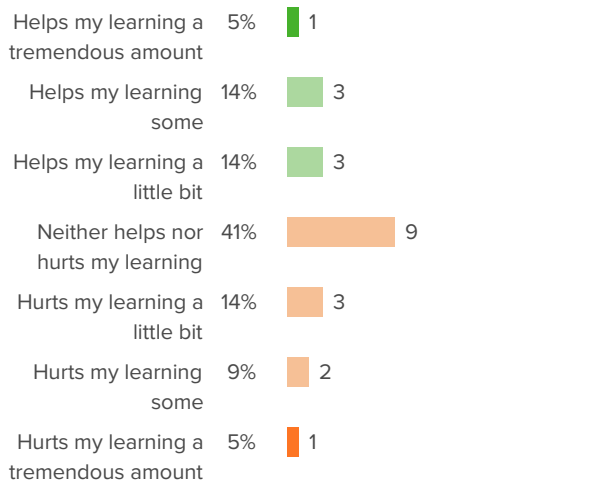
Favorable: **57%**

Q.2: How fair or unfair are the rules for the students at this school?



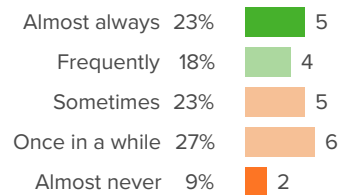
Favorable: **41%**

Q.3: At your school, how much does the behavior of other students hurt or help your learning?



Favorable: **32%**

Q.4: How often do your teachers seem excited to be teaching your classes?



Favorable: **41%**



School Safety

Your average

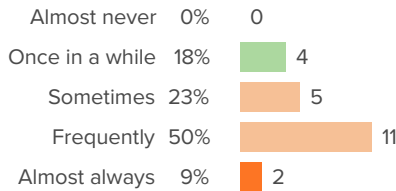
61%

22 responses

District average: **60%** PUYALLUP SCHOOL DISTRICT

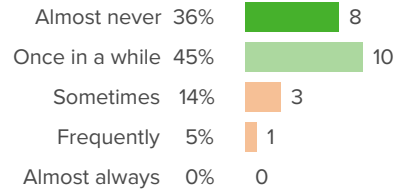
How did people respond?

Q.1: How often are people disrespectful to others at your school?



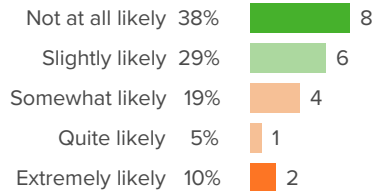
Favorable: **18%**

Q.2: How often do students get into physical fights at your school?



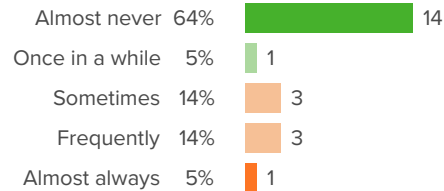
Favorable: **82%**

Q.3: How likely is it that someone from your school will bully you online?



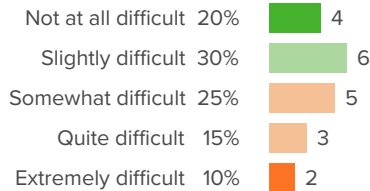
Favorable: **67%**

Q.4: How often do you worry about violence at your school?



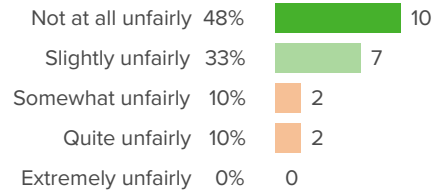
Favorable: **68%**

Q.5: If a student is bullied in school, how difficult is it for him/her to get help from an adult?



Favorable: **50%**

Q.6: At your school, how unfairly do the adults treat the students?



Favorable: **81%**



Sense of Belonging

Your average

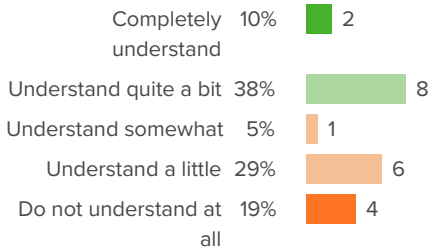
46%

22 responses

District average: **32%** PUYALLUP SCHOOL DISTRICT


How did people respond?

Q.1: How well do people at your school understand you as a person?



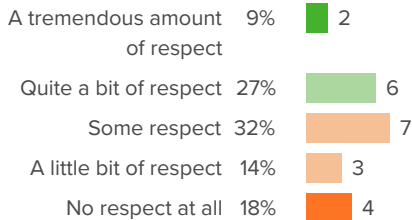
Favorable: **48%**

Q.2: How connected do you feel to the adults at your school?



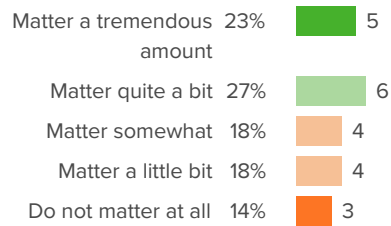
Favorable: **38%**

Q.3: How much respect do students in your school show you?



Favorable: **36%**

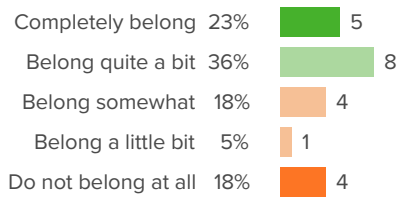
Q.4: How much do you matter to others at this school?



Favorable: **50%**



Q.5: Overall, how much do you feel like you belong at your school?



Favorable: **59%**



Teacher-Student Relationships

Your average

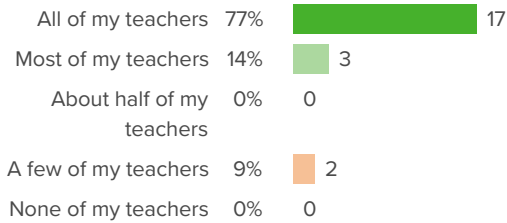
65%

22 responses

District average: **61%** PUYALLUP SCHOOL DISTRICT

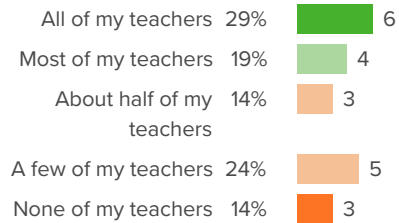
How did people respond?

Q.1: How many of your teachers are respectful towards you?



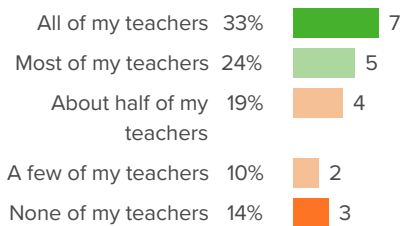
Favorable: **91%**

Q.2: If you walked into class upset, how many of your teachers would be concerned?



Favorable: **48%**

Q.3: When your teachers ask how you are doing, how many of them are really interested in your answer?



Favorable: **57%**