



KARSHNER ELEMENTARY

Grades 3-5
Fall 2021



Report created by
Panorama Education



Summary

Topic Description	Results	Comparison
<p>School Climate</p> <p>Perceptions of the overall social and learning climate of the school.</p>	68%	61% PUYALLUP SCHOOL DISTRICT
<p>School Safety</p> <p>Perceptions of student physical and psychological safety at school.</p>	56%	64% PUYALLUP SCHOOL DISTRICT
<p>Sense of Belonging</p> <p>How much students feel that they are valued members of the school community.</p>	72%	65% PUYALLUP SCHOOL DISTRICT
<p>Teacher-Student Relationships</p> <p>How strong the social connection is between teachers and students within and beyond the classroom.</p>	76%	75% PUYALLUP SCHOOL DISTRICT

81 responses



School Climate

Your average

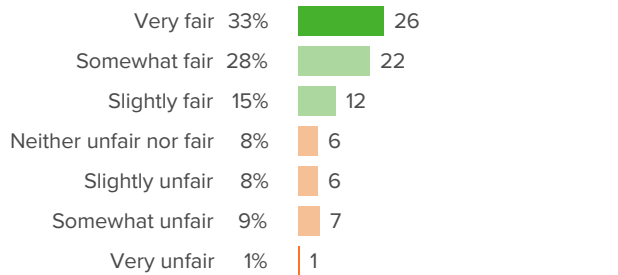
68%

81 responses

District average: **61%** PUYALLUP SCHOOL DISTRICT

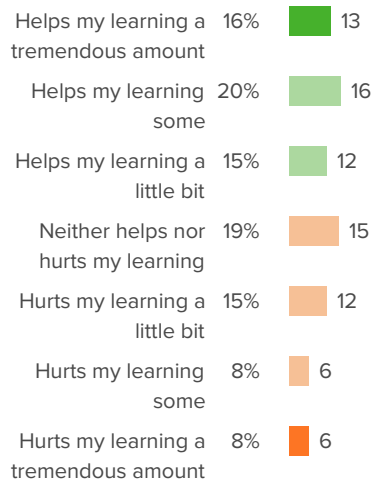
How did people respond?

Q.1: How fair or unfair are the rules for the students at this school?



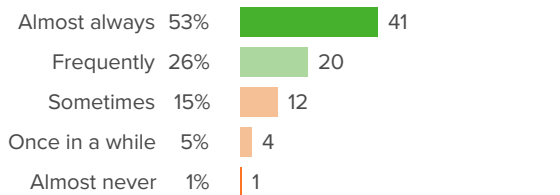
Favorable: **75%**

Q.2: At your school, how much does the behavior of other students hurt or help your learning?



Favorable: **51%**

Q.3: How often do your teachers seem excited to be teaching your classes?



Favorable: **78%**



School Safety

Your average

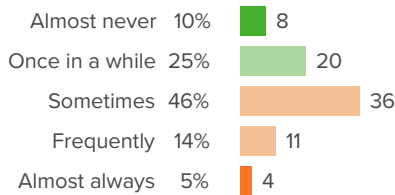
56%

81 responses

District average: **64%** PUYALLUP SCHOOL DISTRICT

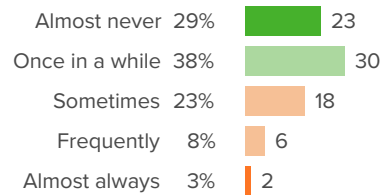
How did people respond?

Q.1: How often are people disrespectful to others at your school?



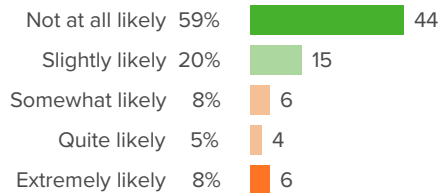
Favorable: **35%**

Q.2: How often do students get into physical fights at your school?



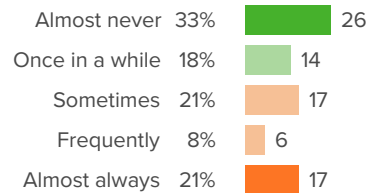
Favorable: **67%**

Q.3: How likely is it that someone from your school will bully you online?



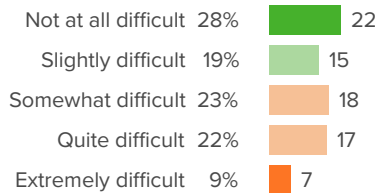
Favorable: **79%**

Q.4: How often do you worry about violence at your school?



Favorable: **50%**

Q.5: If a student is bullied in school, how difficult is it for him/her to get help from an adult?



Favorable: **47%**



Sense of Belonging

Your average

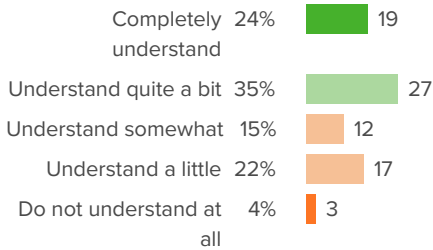
72%

81 responses

District average: **65%** PUYALLUP SCHOOL DISTRICT

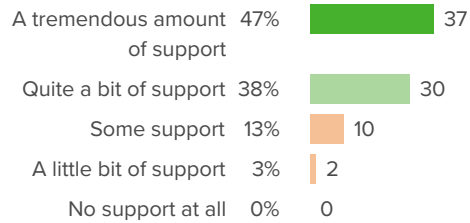
How did people respond?

Q.1: How well do people at your school understand you as a person?



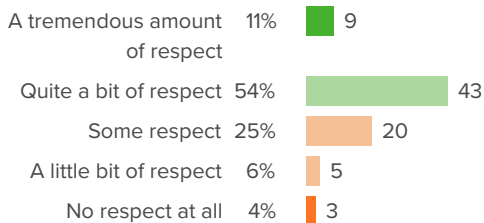
Favorable: **59%**

Q.2: How much support do the adults at your school give you?



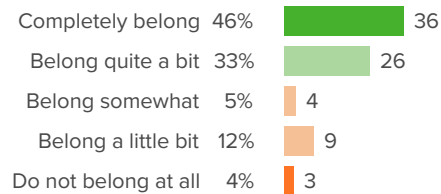
Favorable: **85%**

Q.3: How much respect do students at your school show you?



Favorable: **65%**

Q.4: Overall, how much do you feel like you belong at your school?



Favorable: **79%**



Teacher-Student Relationships

Your average

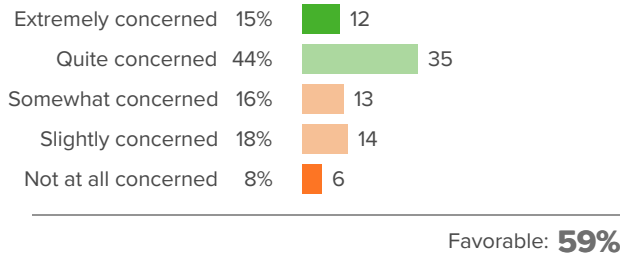
76%

81 responses

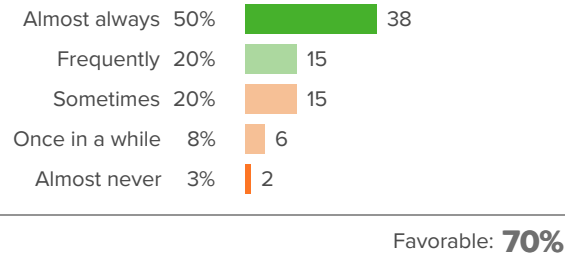
District average: **75%** PUYALLUP SCHOOL DISTRICT

How did people respond?

Q.1: If you walked into class upset, how concerned would your teacher be?



Q.2: When your teacher asks, "How are you?", how often do you feel that your teacher really wants to know your answer?



Q.3: How respectful is your teacher towards you?

