



# **NORTHWOOD ELEMENTARY**

**Grades 3-5**  
**Fall 2021**



Report created by  
Panorama Education



## Summary

Topic Description	Results	Comparison
<b>School Climate</b> Perceptions of the overall social and learning climate of the school.	<b>64%</b>	<b>61%</b> PUYALLUP SCHOOL DISTRICT
<b>School Safety</b> Perceptions of student physical and psychological safety at school.	<b>66%</b>	<b>64%</b> PUYALLUP SCHOOL DISTRICT
<b>Sense of Belonging</b> How much students feel that they are valued members of the school community.	<b>66%</b>	<b>65%</b> PUYALLUP SCHOOL DISTRICT
<b>Teacher-Student Relationships</b> How strong the social connection is between teachers and students within and beyond the classroom.	<b>74%</b>	<b>75%</b> PUYALLUP SCHOOL DISTRICT

258 responses



# School Climate

Your average

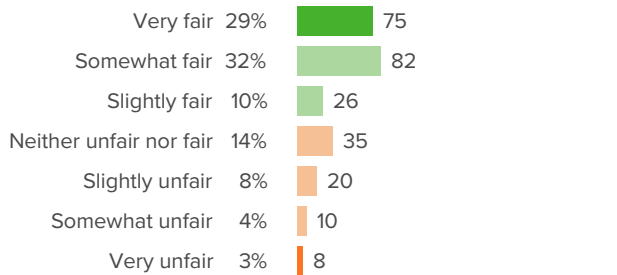
# 64%

258 responses

District average: **61%** PUYALLUP SCHOOL DISTRICT

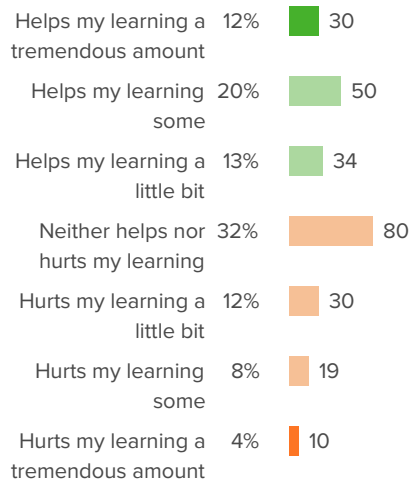
## How did people respond?

### Q.1: How fair or unfair are the rules for the students at this school?



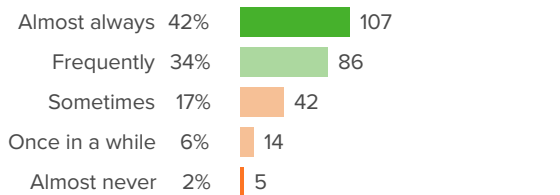
Favorable: **71%**

### Q.2: At your school, how much does the behavior of other students hurt or help your learning?



Favorable: **45%**

### Q.3: How often do your teachers seem excited to be teaching your classes?



Favorable: **76%**



# School Safety

Your average

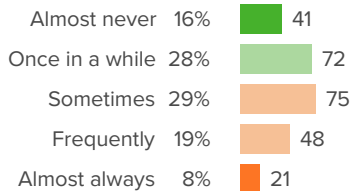
# 66%

258 responses

District average: **64%** PUYALLUP SCHOOL DISTRICT

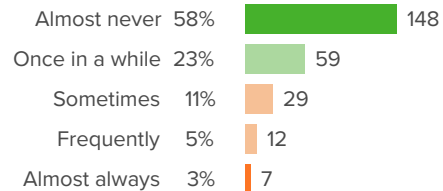
## How did people respond?

### Q.1: How often are people disrespectful to others at your school?



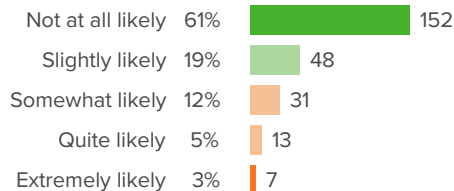
Favorable: **44%**

### Q.2: How often do students get into physical fights at your school?



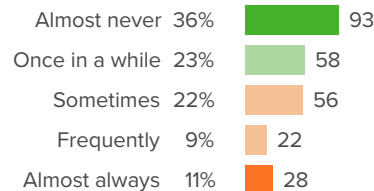
Favorable: **81%**

### Q.3: How likely is it that someone from your school will bully you online?



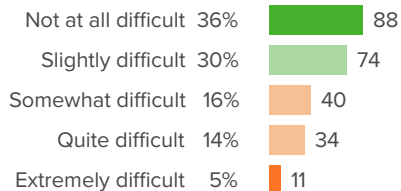
Favorable: **80%**

### Q.4: How often do you worry about violence at your school?



Favorable: **59%**

### Q.5: If a student is bullied in school, how difficult is it for him/her to get help from an adult?



Favorable: **66%**



# Sense of Belonging

Your average

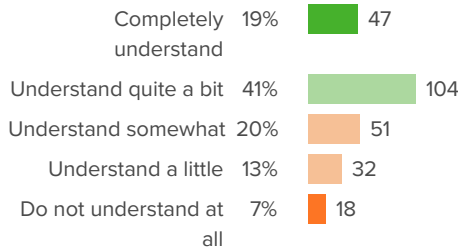
# 66%

258 responses

District average: **65%** PUYALLUP SCHOOL DISTRICT

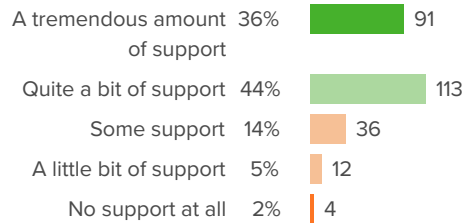
## How did people respond?

### Q.1: How well do people at your school understand you as a person?



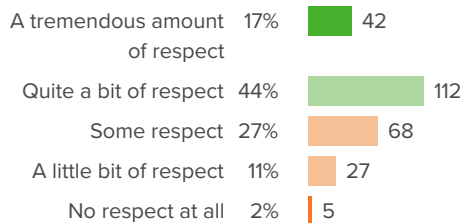
Favorable: **60%**

### Q.2: How much support do the adults at your school give you?



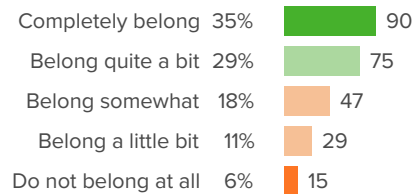
Favorable: **80%**

### Q.3: How much respect do students at your school show you?



Favorable: **61%**

### Q.4: Overall, how much do you feel like you belong at your school?



Favorable: **64%**



# Teacher-Student Relationships

Your average

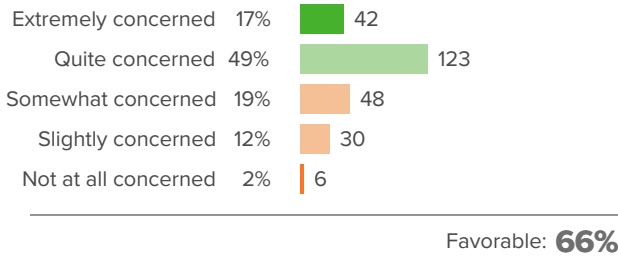
# 74%

258 responses

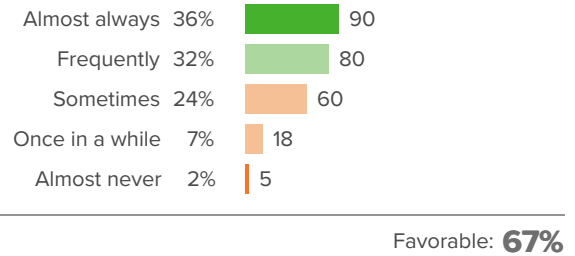
District average: **75%** PUYALLUP SCHOOL DISTRICT

## How did people respond?

### Q.1: If you walked into class upset, how concerned would your teacher be?



### Q.2: When your teacher asks, "How are you?", how often do you feel that your teacher really wants to know your answer?



### Q.3: How respectful is your teacher towards you?

