



# RIDGECREST ELEMENTARY

Teacher Survey  
Fall 2021



Report created by  
Panorama Education



# Summary

Topic Description	Results	Comparison
<p><b>Belonging</b></p> <p>How much faculty and staff feel that they are valued members of the school community.</p>	<b>81%</b>	<b>58%</b> PUYALLUP SCHOOL DISTRICT
<p><b>Cultural Awareness and Action (Adult Focus)</b></p> <p>How well a school supports staff and faculty in learning about, discussing, and confronting issues of race, ethnicity, and culture.</p>	<b>73%</b>	<b>60%</b> PUYALLUP SCHOOL DISTRICT
<p><b>Educating All Students</b></p>	<b>74%</b>	<b>70%</b> PUYALLUP SCHOOL DISTRICT
<p><b>Feedback and Coaching</b></p> <p>Perceptions of the amount and quality of feedback faculty and staff receive.</p>	<b>60%</b>	<b>35%</b> PUYALLUP SCHOOL DISTRICT
<p><b>Professional Learning About Equity</b></p> <p>Perceptions of the quantity and quality of equity-focused professional learning opportunities available to faculty and staff.</p>	<b>56%</b>	<b>35%</b> PUYALLUP SCHOOL DISTRICT
<p><b>Professional Learning About SEL</b></p> <p>Perceptions of the amount and quality of professional growth and learning opportunities available to faculty related to social-emotional learning.</p>	<b>54%</b>	<b>33%</b> PUYALLUP SCHOOL DISTRICT
<p><b>School Leadership</b></p> <p>Perceptions of the school leadership's effectiveness.</p>	<b>85%</b>	<b>52%</b> PUYALLUP SCHOOL DISTRICT
<p><b>Teacher Self-Reflection</b></p> <p>Faculty perceptions of their professional strengths and areas for growth related to social-emotional learning.</p>	<b>78%</b>	<b>67%</b> PUYALLUP SCHOOL DISTRICT
<p><b>Teaching Efficacy</b></p> <p>Faculty perceptions of their professional strengths and areas for growth.</p>	<b>73%</b>	<b>68%</b> PUYALLUP SCHOOL DISTRICT



## Well-being

Faculty and staff perceptions of their own professional well-being.

**57%**

**53%**

PUYALLUP SCHOOL  
DISTRICT

---

19 responses



# Belonging

Your average

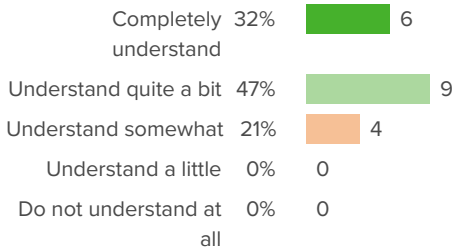
# 81%

19 responses

District average: **58%** PUYALLUP SCHOOL DISTRICT

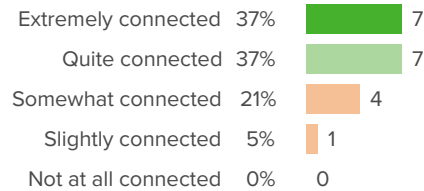
## How did people respond?

### Q.1: How well do your colleagues at school understand you as a person?



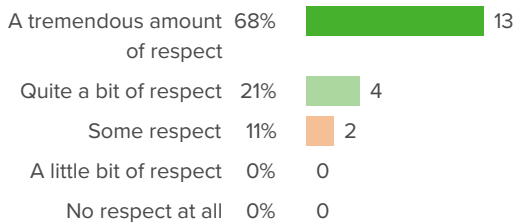
Favorable: **79%**

### Q.2: How connected do you feel to other adults at your school?



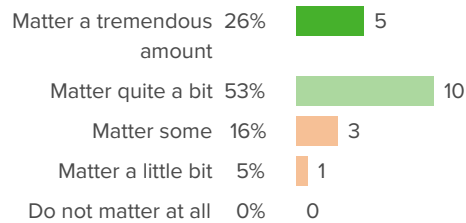
Favorable: **74%**

### Q.3: How much respect do colleagues in your school show you?



Favorable: **89%**

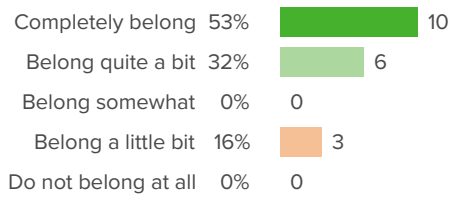
### Q.4: How much do you matter to others at your school?



Favorable: **79%**



**Q.5: Overall, how much do you feel like you belong at your school?**



---

Favorable: **84%**



# Cultural Awareness and Action (Adult Focus)

Your average

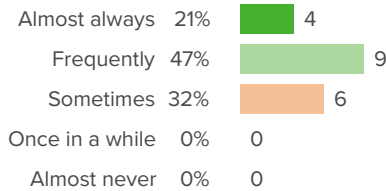
# 73%

19 responses

District average: **60%** PUYALLUP SCHOOL DISTRICT

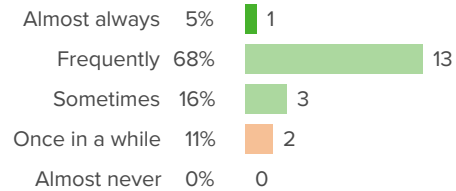
## How did people respond?

**Q.1: How often do school leaders encourage you to teach about people from different races, ethnicities, or cultures?**



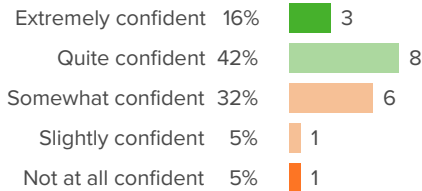
Favorable: **68%**

**Q.2: How often do you think about what colleagues of different races, ethnicities, or cultures experience?**



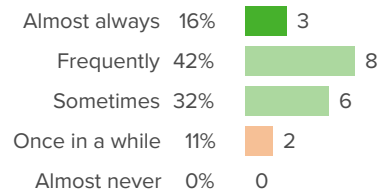
Favorable: **89%**

**Q.3: How confident are you that adults at your school can have honest conversations with each other about race?**



Favorable: **58%**

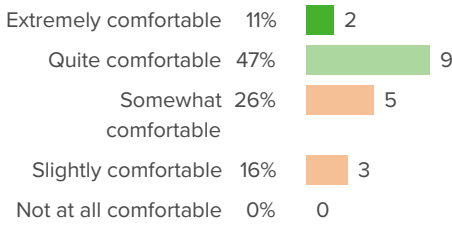
**Q.4: At your school, how often are you encouraged to think more deeply about race-related topics?**



Favorable: **89%**

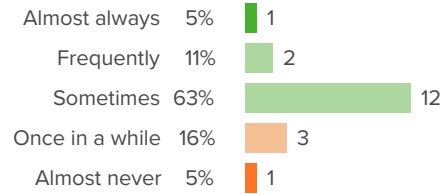


**Q.5: How comfortable are you discussing race-related topics with your colleagues?**



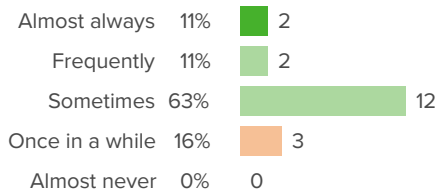
Favorable: **58%**

**Q.6: How often do adults at your school have important conversations about race, even when they might be uncomfortable?**



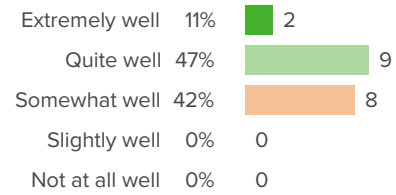
Favorable: **79%**

**Q.7: When there are major news events related to race, how often do adults at your school talk about them with each other?**



Favorable: **84%**

**Q.8: How well does your school help staff speak out against racism?**



Favorable: **58%**



# Educating All Students

Your average

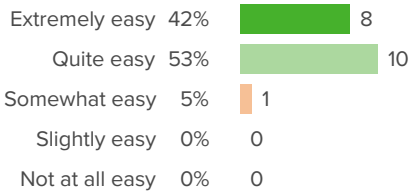
# 74%

19 responses

District average: **70%** PUYALLUP SCHOOL DISTRICT

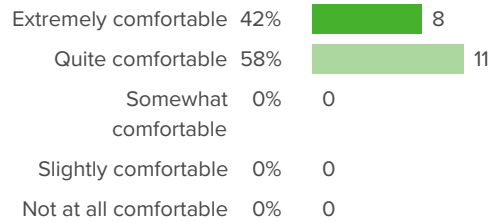
## How did people respond?

**Q.1: How easy do you find interacting with students at your school who are from a different cultural background than your own?**



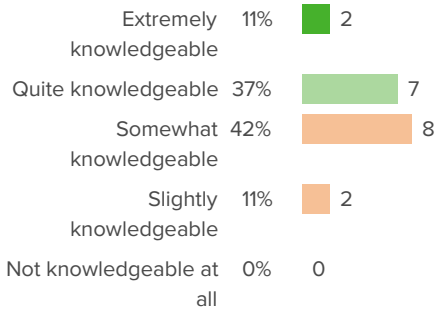
Favorable: **95%**

**Q.2: How comfortable would you be incorporating new material about people from different backgrounds into your curriculum?**



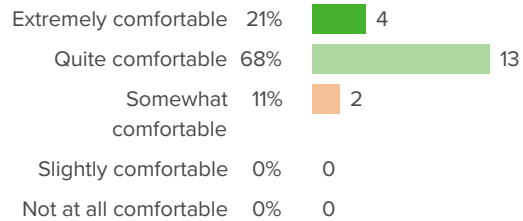
Favorable: **100%**

**Q.3: How knowledgeable are you regarding where to find resources for working with students who have unique learning needs?**



Favorable: **47%**

**Q.4: If students from different backgrounds struggled to get along in your class, how comfortable would you be intervening?**

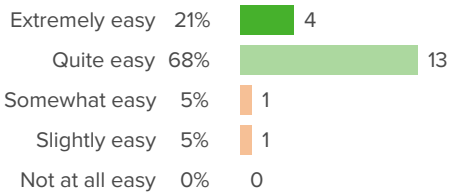


Favorable: **89%**



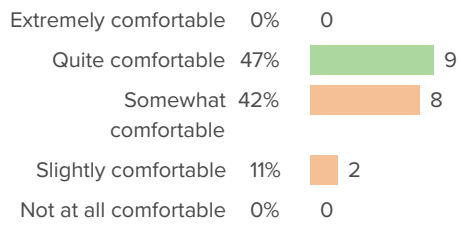


**Q.5: How easy would it be for you to teach a class with groups of students from very different religions from each other?**



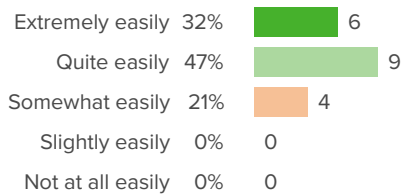
Favorable: **89%**

**Q.6: In response to events that might be occurring in the world, how comfortable would you be having conversations about race with your students?**



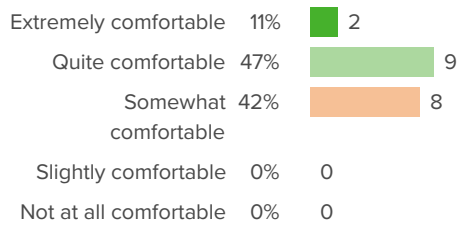
Favorable: **47%**

**Q.7: How easily do you think you could make a particularly overweight student feel like a part of class?**



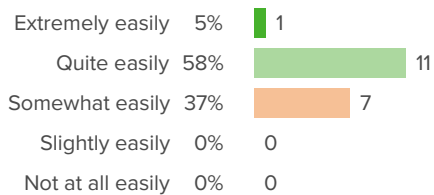
Favorable: **79%**

**Q.8: How comfortable would you be having a student who could not communicate well with anyone in class because his/her home language was unique?**



Favorable: **58%**

**Q.9: When a sensitive issue of diversity arises in class, how easily can you think of strategies to address the situation?**



Favorable: **63%**



# Feedback and Coaching

Your average

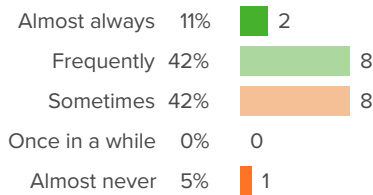
# 60%

19 responses

District average: **35%** PUYALLUP SCHOOL DISTRICT

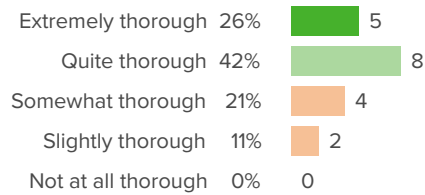
## How did people respond?

### Q.1: How often do you receive feedback on your teaching?



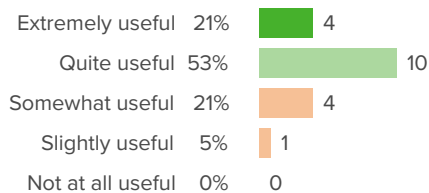
Favorable: **53%**

### Q.2: At your school, how thorough is the feedback you receive in covering all aspects of your role as a teacher?



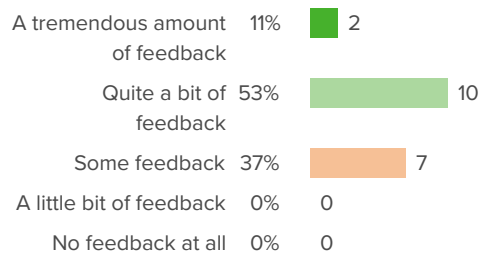
Favorable: **68%**

### Q.3: How useful do you find the feedback you receive on your teaching?



Favorable: **74%**

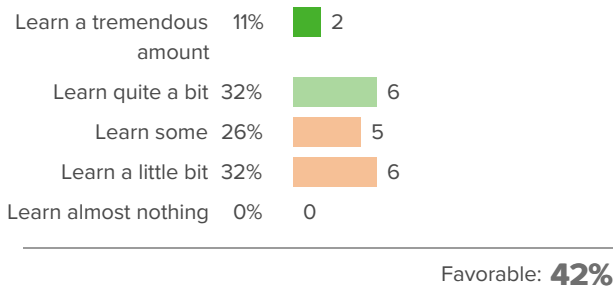
### Q.4: How much feedback do you receive on your teaching?



Favorable: **63%**



**Q.5: How much do you learn from the teacher evaluation processes at your school?**





# Professional Learning About Equity

Your average

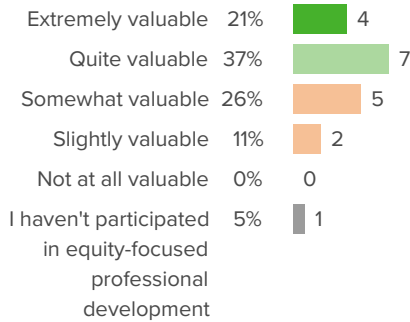
# 56%

19 responses

District average: **35%** PUYALLUP SCHOOL DISTRICT

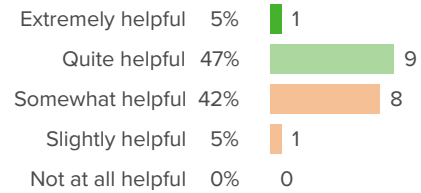
## How did people respond?

### Q.1: At your school, how valuable are the equity-focused professional development opportunities?



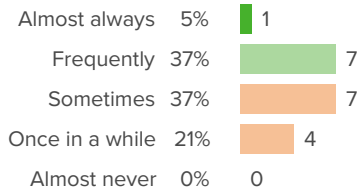
Favorable: **61%**

### Q.2: When it comes to promoting culturally responsive practices, how helpful are your colleagues' ideas for improving your practice?



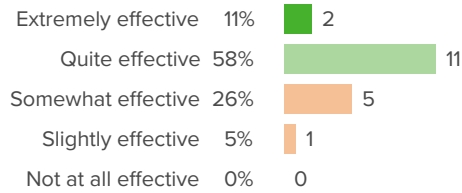
Favorable: **53%**

### Q.3: How often do professional development opportunities help you explore new ways to promote equity in your practice?



Favorable: **42%**

### Q.4: Overall, how effective has your school administration been in helping you advance student equity?



Favorable: **68%**



# Professional Learning About SEL

Your average

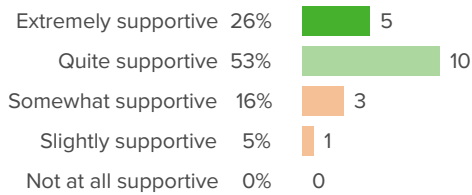
# 54%

19 responses

District average: **33%** PUYALLUP SCHOOL DISTRICT

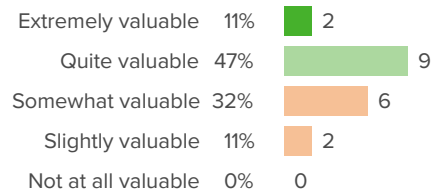
## How did people respond?

**Q.1: In terms of social-emotional learning (SEL) in particular, how supportive has the school been of your growth as a teacher?**



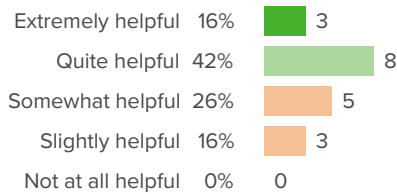
Favorable: **79%**

**Q.2: At your school, how valuable are the social-emotional learning (SEL) professional development opportunities?**



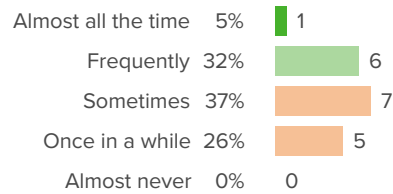
Favorable: **58%**

**Q.3: When it comes to social-emotional learning (SEL), how helpful are your colleagues' ideas for improving your teaching?**



Favorable: **58%**

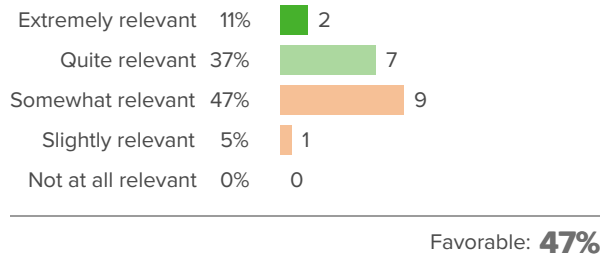
**Q.4: How often do your social-emotional learning (SEL) professional development opportunities help you explore new ideas?**



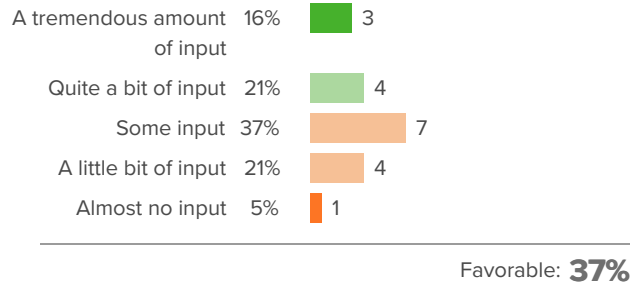
Favorable: **37%**



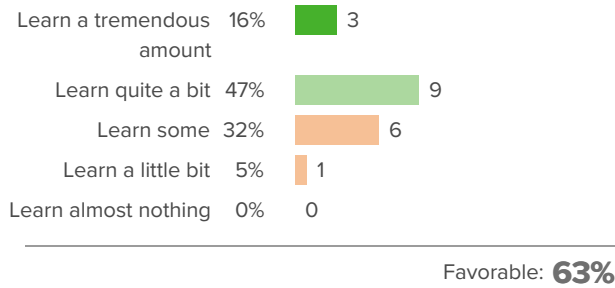
**Q.5: How relevant have your social-emotional learning (SEL) professional development opportunities been to the content that you teach?**



**Q.6: Thinking of social-emotional learning (SEL) in particular, how much input do you have into individualizing your own professional development opportunities?**



**Q.7: Overall, how much do you learn about supporting your students' social-emotional learning (SEL) from the leaders at your school?**





# School Leadership

Your average

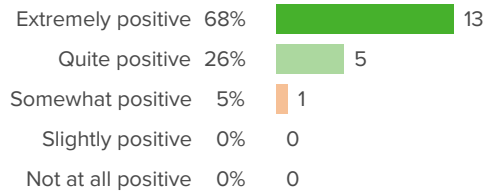
# 85%

19 responses

District average: **52%** PUYALLUP SCHOOL DISTRICT

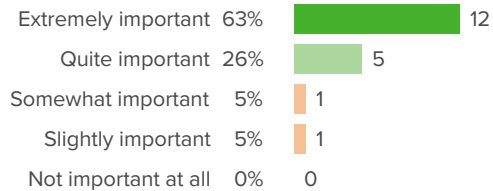
## How did people respond?

### Q.1: How positive is the tone that school leaders set for the culture of the school?



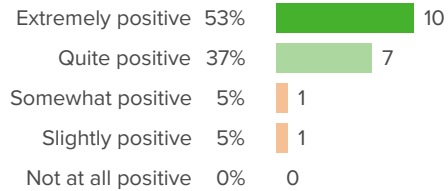
Favorable: **95%**

### Q.2: For your school leaders, how important is teacher satisfaction?



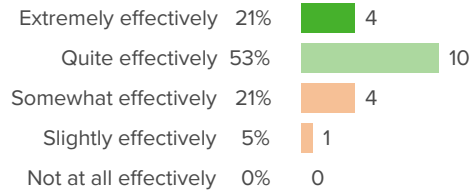
Favorable: **89%**

### Q.3: Overall, how positive is the influence of the school leaders on the quality of your teaching?



Favorable: **89%**

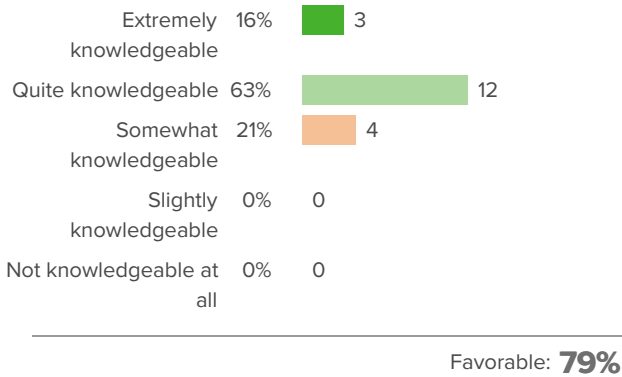
### Q.4: How effectively do school leaders communicate important information to teachers?



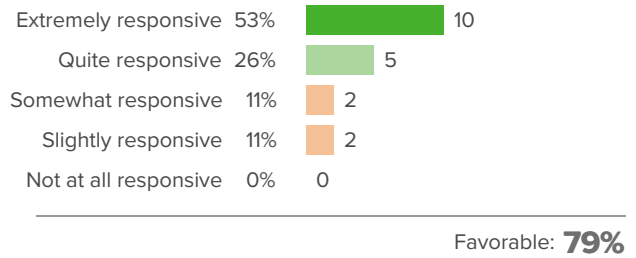
Favorable: **74%**



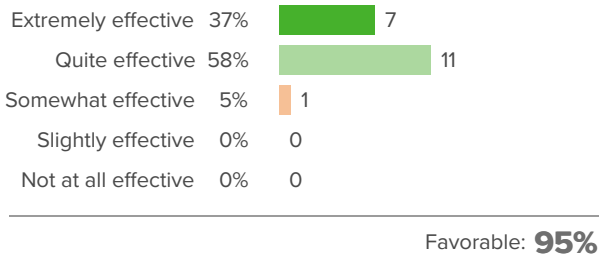
**Q.5: How knowledgeable are your school leaders about what is going on in teachers' classrooms?**



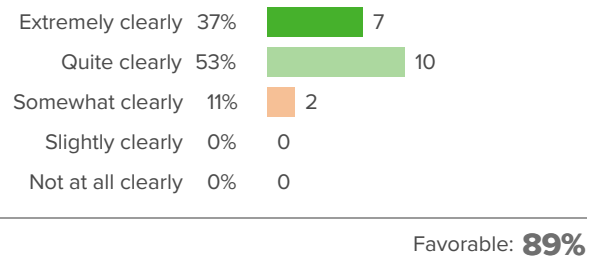
**Q.6: How responsive are school leaders to your feedback?**



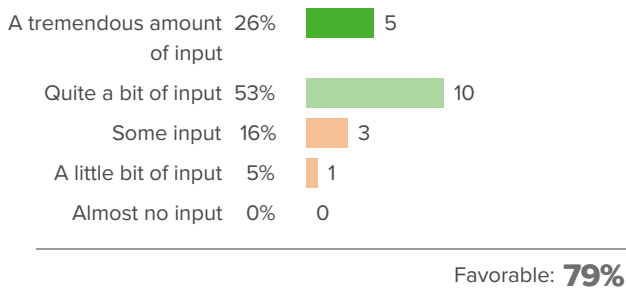
**Q.7: How effective are the school leaders at developing rules for students that facilitate their learning?**



**Q.8: How clearly do your school leaders identify their goals for teachers?**



**Q.9: When the school makes important decisions, how much input do teachers have?**







# Teacher Self-Reflection

Your average

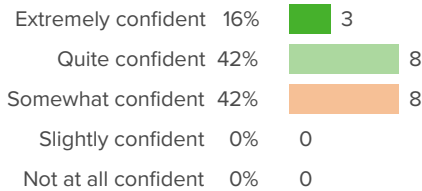
# 78%

19 responses

District average: **67%** PUYALLUP SCHOOL DISTRICT

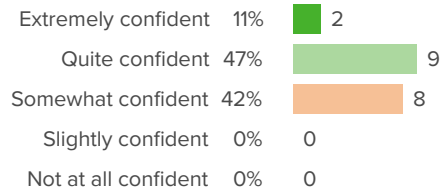
## How did people respond?

### Q.1: How confident are you that you can engage students who typically are not motivated?



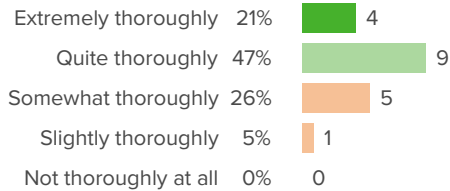
Favorable: **58%**

### Q.2: How confident are you that you can help your school's most challenging students to learn?



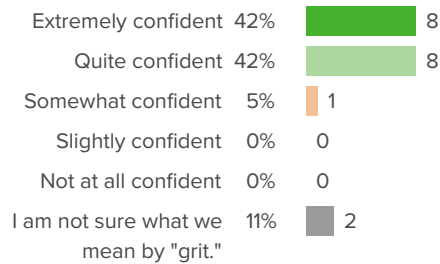
Favorable: **58%**

### Q.3: How thoroughly do you feel that you know all the content you need to teach?



Favorable: **68%**

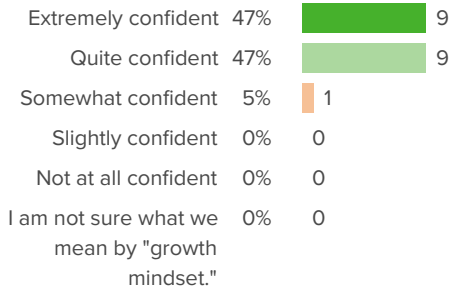
### Q.4: Thinking about grit in particular, how confident are you that you can support your students' growth and development?



Favorable: **94%**

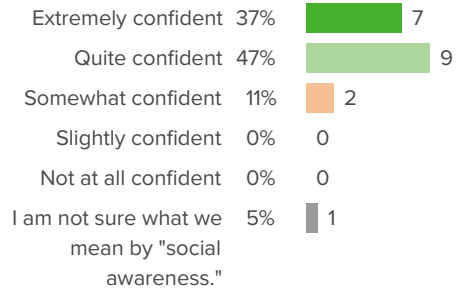


**Q.5: Thinking about growth mindset in particular, how confident are you that you can support your students' growth and development?**



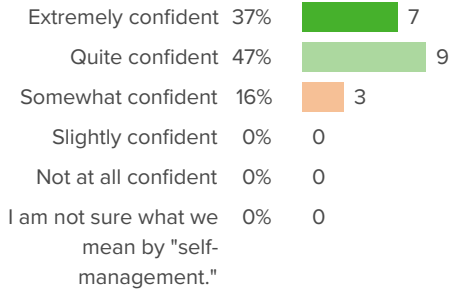
Favorable: **95%**

**Q.6: Thinking about social awareness in particular, how confident are you that you can support your students' growth and development?**



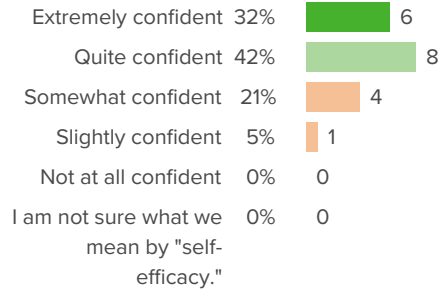
Favorable: **89%**

**Q.7: Thinking about self-management in particular, how confident are you that you can support your students' growth and development?**



Favorable: **84%**

**Q.8: Thinking about self-efficacy in particular, how confident are you that you can support your students' growth and development?**



Favorable: **74%**



# Teaching Efficacy

Your average

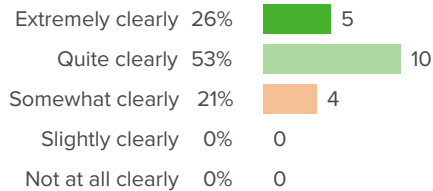
# 73%

19 responses

District average: **68%** PUYALLUP SCHOOL DISTRICT

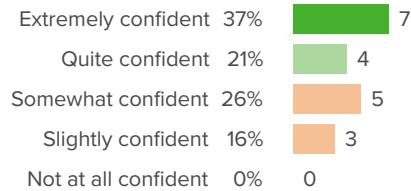
## How did people respond?

**Q.1: How clearly can you explain the most complicated content to your students?**



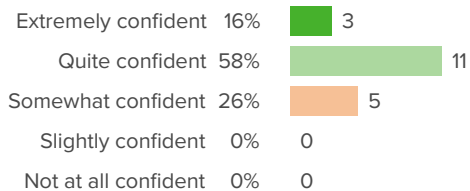
Favorable: **79%**

**Q.2: How confident are you that you can move through material at a pace that works well for each of your students?**



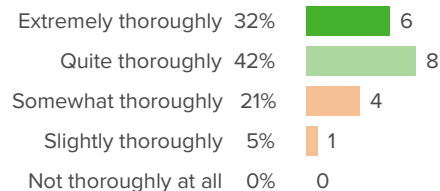
Favorable: **58%**

**Q.3: How confident are you that you can help your school's most challenging students to learn?**



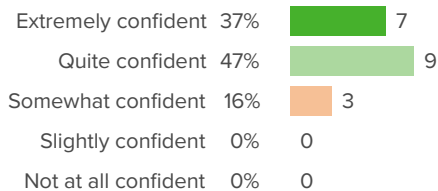
Favorable: **74%**

**Q.4: How thoroughly do you feel that you know all the content you need to teach?**



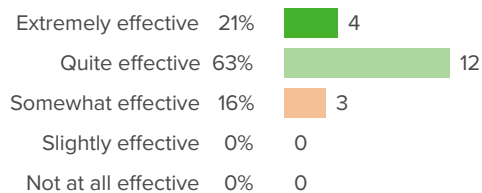
Favorable: **74%**

**Q.5: If a parent were upset about something in your class, how confident are you that you could have a productive conversation with this parent?**



Favorable: **84%**

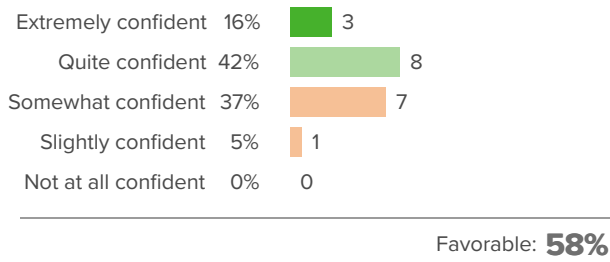
**Q.6: How effective do you think you are at managing particularly disruptive classes?**



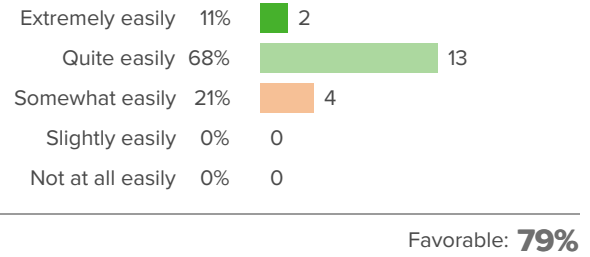
Favorable: **84%**



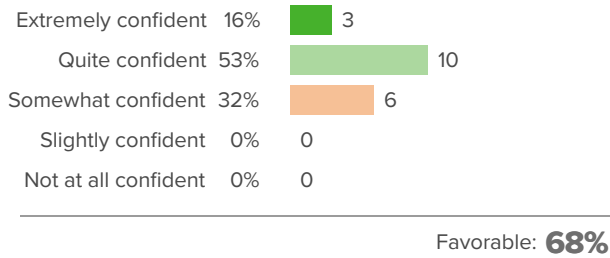
**Q.7: How confident are you that you can meet the learning needs of your most advanced students?**



**Q.8: When one of your teaching strategies fails to work for a group of students, how easily can you think of another approach to try?**



**Q.9: How confident are you that you can engage students who typically are not motivated?**





# Well-being

Your average

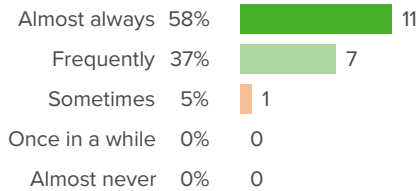
# 57%

19 responses

District average: **53%** PUYALLUP SCHOOL DISTRICT

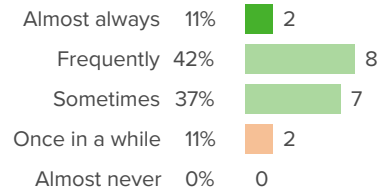
## How did people respond?

**Q.1: During the past week, how often did you feel engaged at work?**



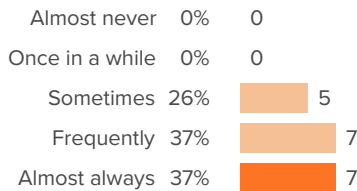
Favorable: **95%**

**Q.2: During the past week, how often did you feel excited at work?**



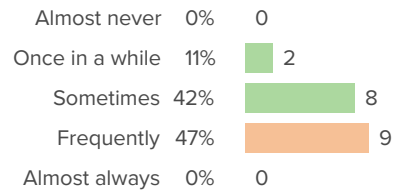
Favorable: **89%**

**Q.3: During the past week, how often did you feel exhausted at work?**



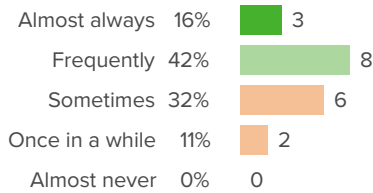
Favorable: **0%**

**Q.4: During the past week, how often did you feel frustrated at work?**



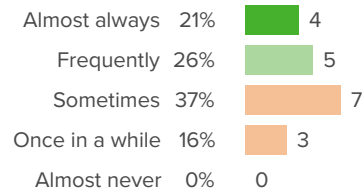
Favorable: **53%**

**Q.5: During the past week, how often did you feel happy at work?**



Favorable: **58%**

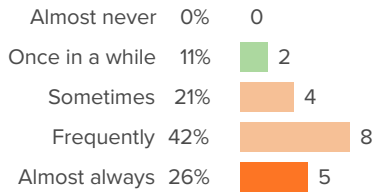
**Q.6: During the past week, how often did you feel hopeful at work?**



Favorable: **47%**

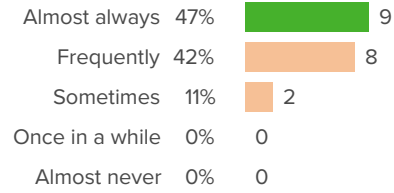


**Q.7: During the past week, how often did you feel overwhelmed at work?**



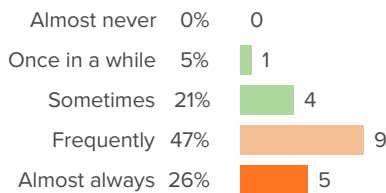
Favorable: **11%**

**Q.8: During the past week, how often did you feel safe at work?**



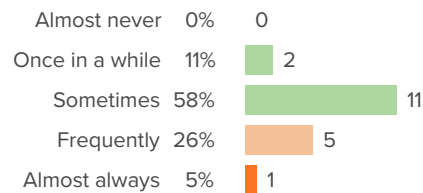
Favorable: **47%**

**Q.9: During the past week, how often did you feel stressed out at work?**



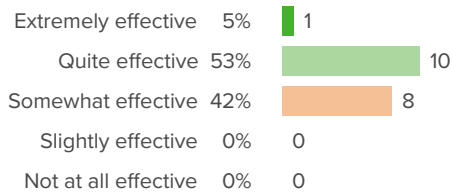
Favorable: **26%**

**Q.10: During the past week, how often did you feel worried at work?**



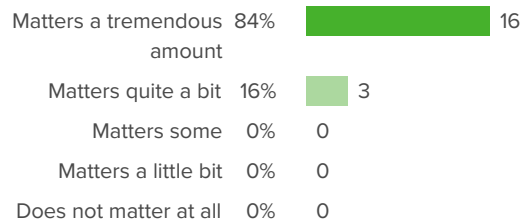
Favorable: **68%**

**Q.11: How effective do you feel at your job right now?**



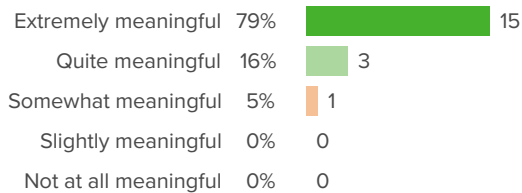
Favorable: **58%**

**Q.12: How much does your work matter to you?**



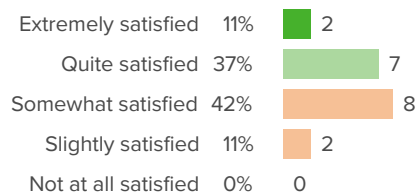
Favorable: **100%**

**Q.13: How meaningful for you is the work that you do?**



Favorable: **95%**

**Q.14: Overall, how satisfied are you with your job right now?**



Favorable: **47%**

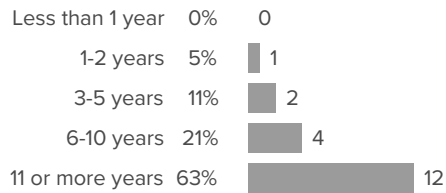


# Background Questions

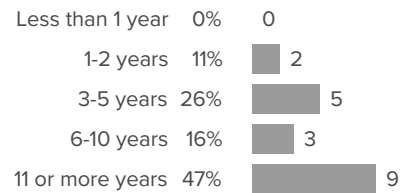
## How did people respond?

---

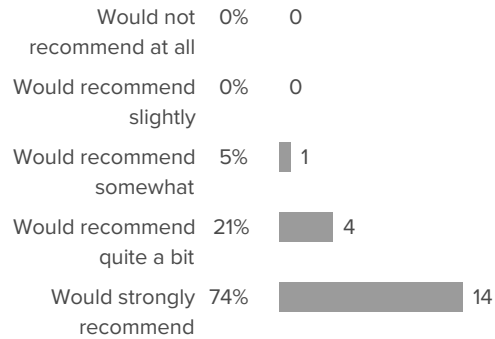
### Q.1: For how many years have you taught?



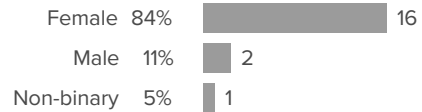
### Q.2: For how many years have you taught at your current school?



### Q.3: If a friend or colleague were looking for a teaching job, to what extent, if at all, would you recommend your school?

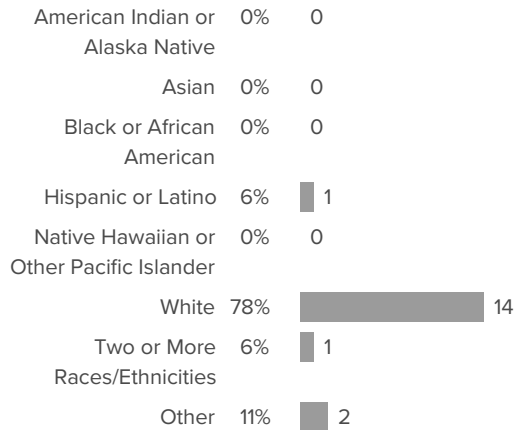


### Q.4: What is your gender?

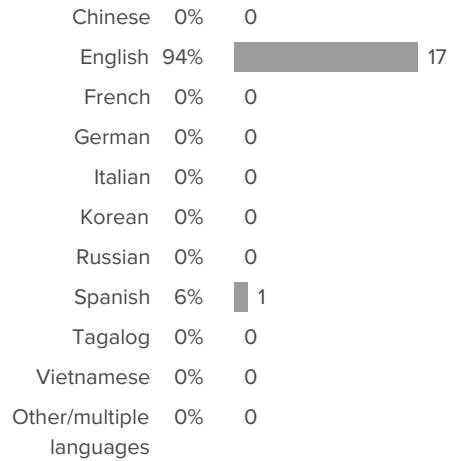




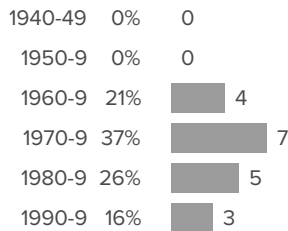
**Q.5: What is your race or ethnicity?**



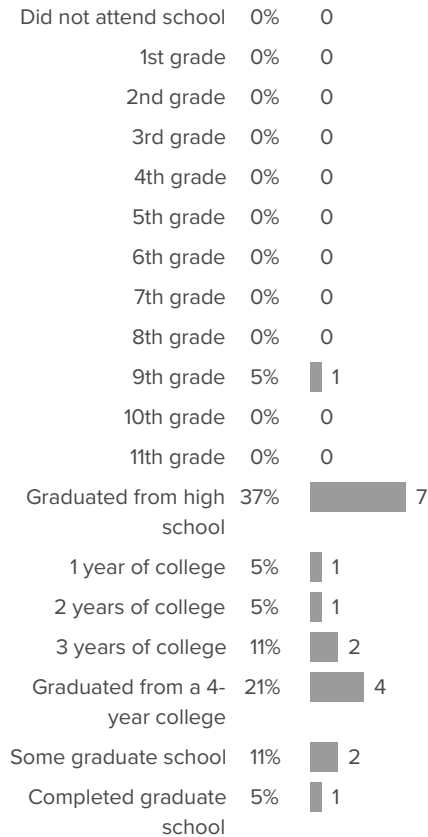
**Q.6: Please indicate the primary language spoken in your childhood home. (Please check only one.)**



**Q.7: In which decade were you born?**



**Q.8: Please select the highest level of education completed by your mother. If you are not sure, please take your best guess.**







**Q.9: Please select the highest level of education completed by your father. If you are not sure, please take your best guess.**

