



# STEWART ELEMENTARY

Grades 6-12  
Fall 2021



Report created by  
Panorama Education



## Summary

Topic Description	Results	Comparison
<p><b>School Climate</b></p> <p>Perceptions of the overall social and learning climate of the school.</p>	<b>54%</b>	<b>43%</b> PUYALLUP SCHOOL DISTRICT
<p><b>School Safety</b></p> <p>Perceptions of student physical and psychological safety at school.</p>	<b>72%</b>	<b>60%</b> PUYALLUP SCHOOL DISTRICT
<p><b>Sense of Belonging</b></p> <p>How much students feel that they are valued members of the school community.</p>	<b>47%</b>	<b>32%</b> PUYALLUP SCHOOL DISTRICT
<p><b>Teacher-Student Relationships</b></p> <p>How strong the social connection is between teachers and students within and beyond the classroom.</p>	<b>81%</b>	<b>61%</b> PUYALLUP SCHOOL DISTRICT

30 responses



# School Climate

Your average

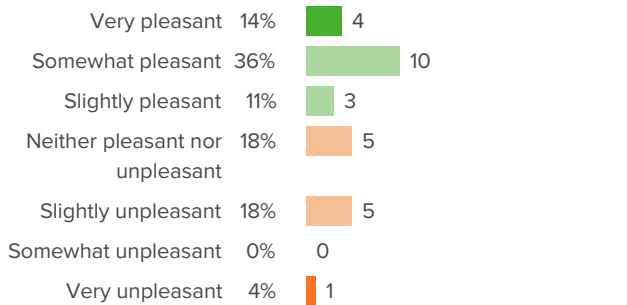
# 54%

30 responses

District average: **43%** PUYALLUP SCHOOL DISTRICT

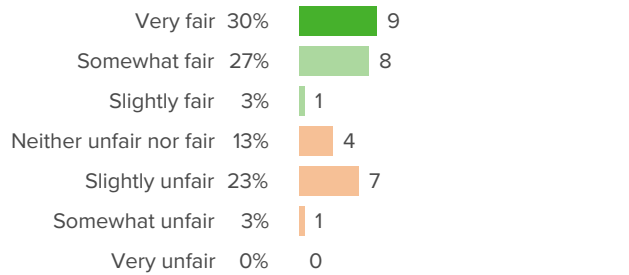
## How did people respond?

### Q.1: How pleasant or unpleasant is the physical space at your school?



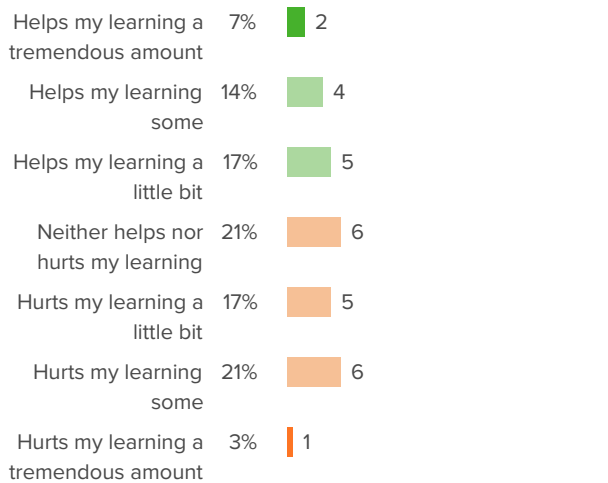
Favorable: **61%**

### Q.2: How fair or unfair are the rules for the students at this school?



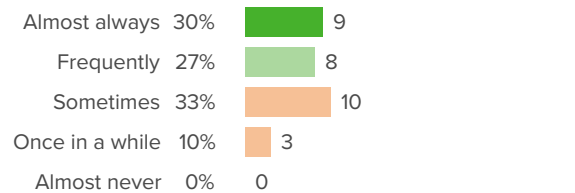
Favorable: **60%**

### Q.3: At your school, how much does the behavior of other students hurt or help your learning?



Favorable: **38%**

### Q.4: How often do your teachers seem excited to be teaching your classes?



Favorable: **57%**



# School Safety

Your average

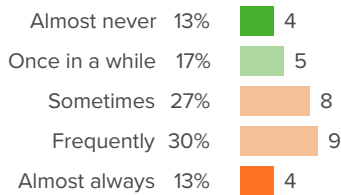
# 72%

30 responses

District average: **60%** PUYALLUP SCHOOL DISTRICT

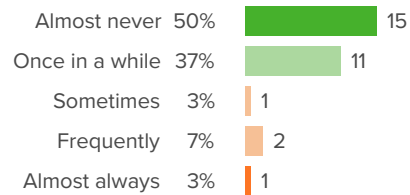
## How did people respond?

### Q.1: How often are people disrespectful to others at your school?



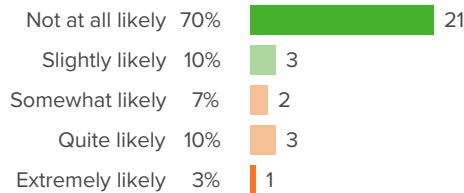
Favorable: **30%**

### Q.2: How often do students get into physical fights at your school?



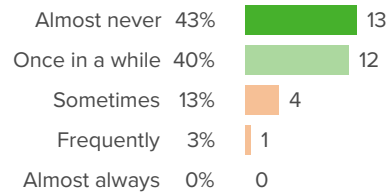
Favorable: **87%**

### Q.3: How likely is it that someone from your school will bully you online?



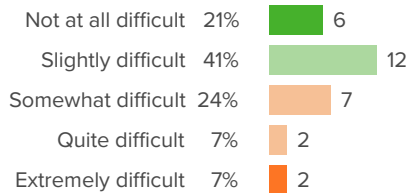
Favorable: **80%**

### Q.4: How often do you worry about violence at your school?



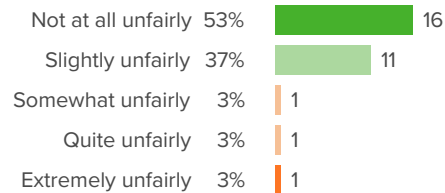
Favorable: **83%**

### Q.5: If a student is bullied in school, how difficult is it for him/her to get help from an adult?



Favorable: **62%**

### Q.6: At your school, how unfairly do the adults treat the students?



Favorable: **90%**



# Sense of Belonging

Your average

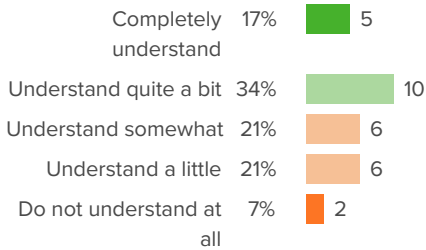
# 47%

30 responses

District average: **32%** PUYALLUP SCHOOL DISTRICT


## How did people respond?

### Q.1: How well do people at your school understand you as a person?



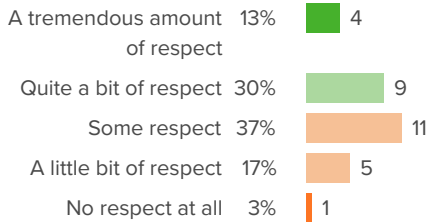
Favorable: **52%**

### Q.2: How connected do you feel to the adults at your school?



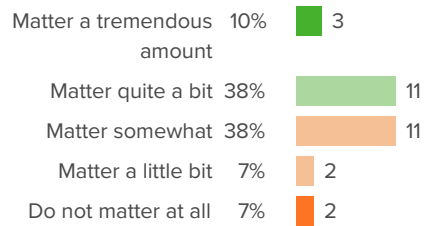
Favorable: **43%**

### Q.3: How much respect do students in your school show you?



Favorable: **43%**

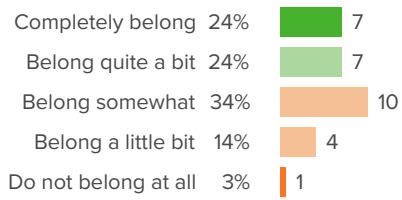
### Q.4: How much do you matter to others at this school?



Favorable: **48%**



**Q.5: Overall, how much do you feel like you belong at your school?**



---

Favorable: **48%**



# Teacher-Student Relationships

Your average

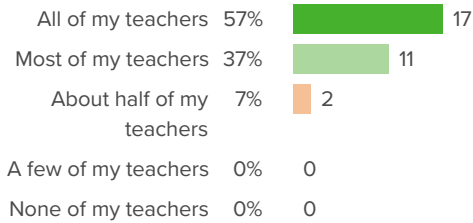
# 81%

30 responses

District average: **61%** PUYALLUP SCHOOL DISTRICT

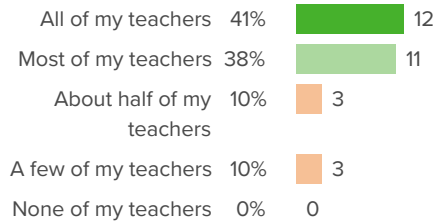
## How did people respond?

### Q.1: How many of your teachers are respectful towards you?



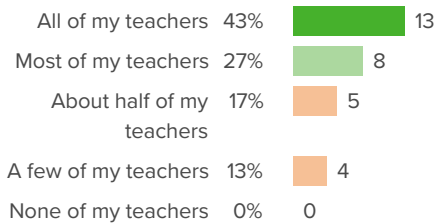
Favorable: **93%**

### Q.2: If you walked into class upset, how many of your teachers would be concerned?



Favorable: **79%**

### Q.3: When your teachers ask how you are doing, how many of them are really interested in your answer?



Favorable: **70%**