



# **ZEIGER ELEMENTARY**

**Grades 3-5**  
**Fall 2021**



Report created by  
Panorama Education



## Summary

Topic Description	Results	Comparison
<p><b>School Climate</b></p> <p>Perceptions of the overall social and learning climate of the school.</p>	<b>58%</b>	<b>61%</b> PUYALLUP SCHOOL DISTRICT
<p><b>School Safety</b></p> <p>Perceptions of student physical and psychological safety at school.</p>	<b>59%</b>	<b>64%</b> PUYALLUP SCHOOL DISTRICT
<p><b>Sense of Belonging</b></p> <p>How much students feel that they are valued members of the school community.</p>	<b>64%</b>	<b>65%</b> PUYALLUP SCHOOL DISTRICT
<p><b>Teacher-Student Relationships</b></p> <p>How strong the social connection is between teachers and students within and beyond the classroom.</p>	<b>68%</b>	<b>75%</b> PUYALLUP SCHOOL DISTRICT

187 responses



# School Climate

Your average

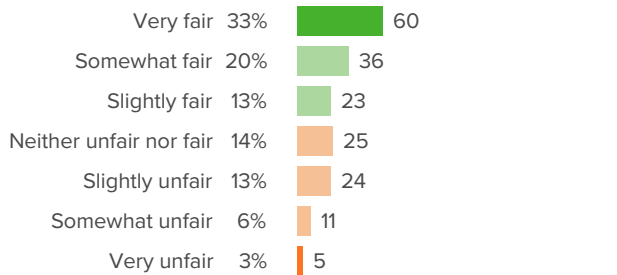
# 58%

187 responses

District average: **61%** PUYALLUP SCHOOL DISTRICT

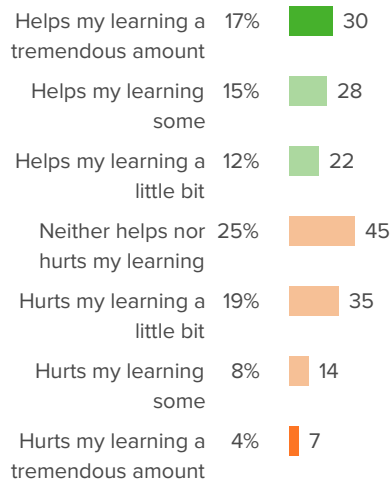
## How did people respond?

### Q.1: How fair or unfair are the rules for the students at this school?



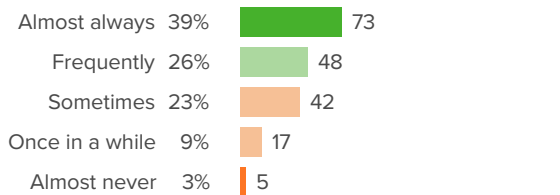
Favorable: **65%**

### Q.2: At your school, how much does the behavior of other students hurt or help your learning?



Favorable: **44%**

### Q.3: How often do your teachers seem excited to be teaching your classes?



Favorable: **65%**



# School Safety

Your average

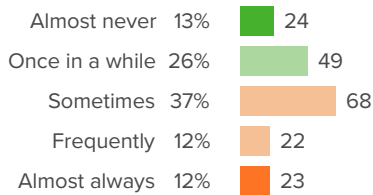
# 59%

187 responses

District average: **64%** PUYALLUP SCHOOL DISTRICT

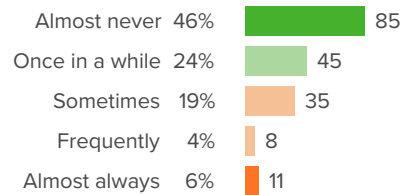
## How did people respond?

### Q.1: How often are people disrespectful to others at your school?



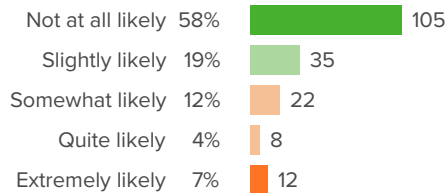
Favorable: **39%**

### Q.2: How often do students get into physical fights at your school?



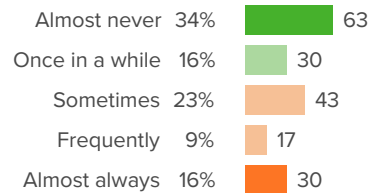
Favorable: **71%**

### Q.3: How likely is it that someone from your school will bully you online?



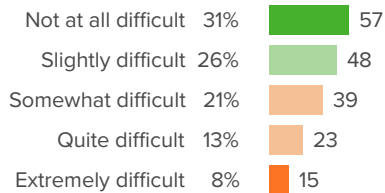
Favorable: **77%**

### Q.4: How often do you worry about violence at your school?



Favorable: **51%**

### Q.5: If a student is bullied in school, how difficult is it for him/her to get help from an adult?



Favorable: **58%**



# Sense of Belonging

Your average

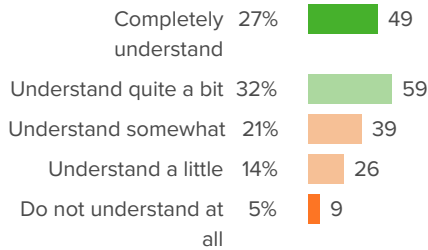
# 64%

187 responses

District average: **65%** PUYALLUP SCHOOL DISTRICT

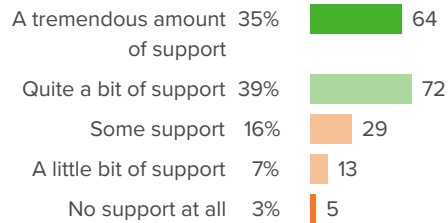
## How did people respond?

### Q.1: How well do people at your school understand you as a person?



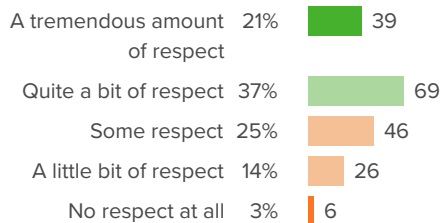
Favorable: **59%**

### Q.2: How much support do the adults at your school give you?



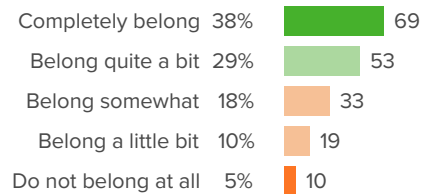
Favorable: **74%**

### Q.3: How much respect do students at your school show you?



Favorable: **58%**

### Q.4: Overall, how much do you feel like you belong at your school?



Favorable: **66%**



# Teacher-Student Relationships

Your average

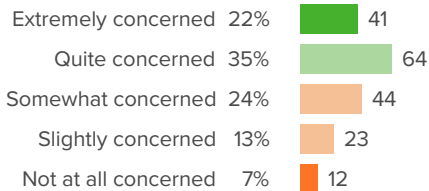
# 68%

187 responses

District average: **75%** PUYALLUP SCHOOL DISTRICT

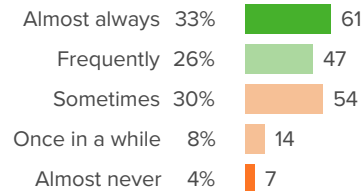
## How did people respond?

### Q.1: If you walked into class upset, how concerned would your teacher be?



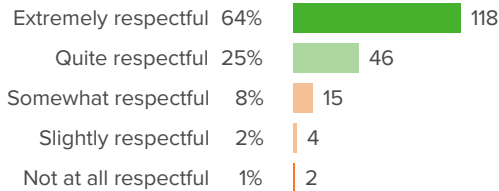
Favorable: **57%**

### Q.2: When your teacher asks, "How are you?", how often do you feel that your teacher really wants to know your answer?



Favorable: **59%**

### Q.3: How respectful is your teacher towards you?



Favorable: **89%**