



KALLES JUNIOR HIGH

Teacher Survey
Fall 2021



Report created by
Panorama Education



Summary

Topic Description	Results	Comparison
<p>Belonging</p> <p>How much faculty and staff feel that they are valued members of the school community.</p>	68%	58% PUYALLUP SCHOOL DISTRICT
<p>Cultural Awareness and Action (Adult Focus)</p> <p>How well a school supports staff and faculty in learning about, discussing, and confronting issues of race, ethnicity, and culture.</p>	43%	60% PUYALLUP SCHOOL DISTRICT
<p>Educating All Students</p>	68%	70% PUYALLUP SCHOOL DISTRICT
<p>Feedback and Coaching</p> <p>Perceptions of the amount and quality of feedback faculty and staff receive.</p>	35%	35% PUYALLUP SCHOOL DISTRICT
<p>Professional Learning About Equity</p> <p>Perceptions of the quantity and quality of equity-focused professional learning opportunities available to faculty and staff.</p>	29%	35% PUYALLUP SCHOOL DISTRICT
<p>Professional Learning About SEL</p> <p>Perceptions of the amount and quality of professional growth and learning opportunities available to faculty related to social-emotional learning.</p>	27%	33% PUYALLUP SCHOOL DISTRICT
<p>School Leadership</p> <p>Perceptions of the school leadership's effectiveness.</p>	78%	52% PUYALLUP SCHOOL DISTRICT
<p>Teacher Self-Reflection</p> <p>Faculty perceptions of their professional strengths and areas for growth related to social-emotional learning.</p>	60%	67% PUYALLUP SCHOOL DISTRICT
<p>Teaching Efficacy</p> <p>Faculty perceptions of their professional strengths and areas for growth.</p>	71%	68% PUYALLUP SCHOOL DISTRICT



Well-being

Faculty and staff perceptions of their own professional well-being.

66%

53%

PUYALLUP SCHOOL
DISTRICT

21 responses



Belonging

Your average

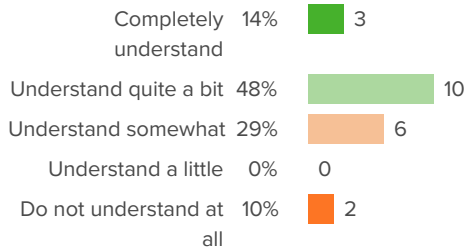
68%

21 responses

District average: **58%** PUYALLUP SCHOOL DISTRICT


How did people respond?

Q.1: How well do your colleagues at school understand you as a person?



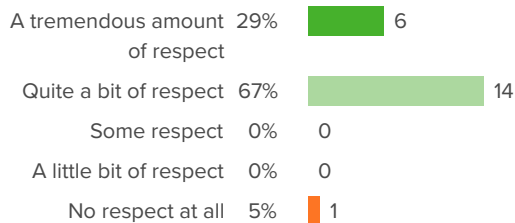
Favorable: **62%**

Q.2: How connected do you feel to other adults at your school?



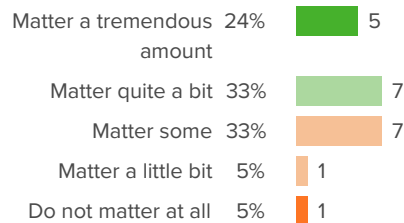
Favorable: **57%**

Q.3: How much respect do colleagues in your school show you?



Favorable: **95%**

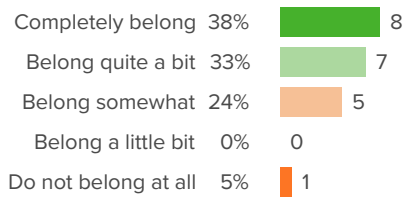
Q.4: How much do you matter to others at your school?



Favorable: **57%**



Q.5: Overall, how much do you feel like you belong at your school?



Favorable: **71%**



Cultural Awareness and Action (Adult Focus)

Your average

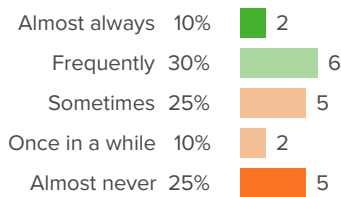
43%

21 responses

District average: **60%** PUYALLUP SCHOOL DISTRICT

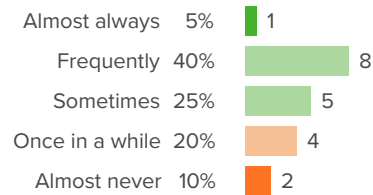
How did people respond?

Q.1: How often do school leaders encourage you to teach about people from different races, ethnicities, or cultures?



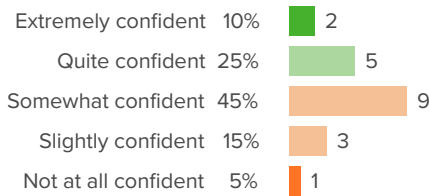
Favorable: **40%**

Q.2: How often do you think about what colleagues of different races, ethnicities, or cultures experience?



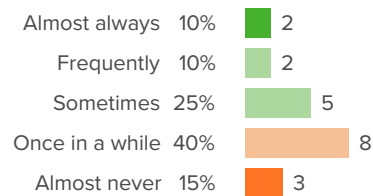
Favorable: **70%**

Q.3: How confident are you that adults at your school can have honest conversations with each other about race?



Favorable: **35%**

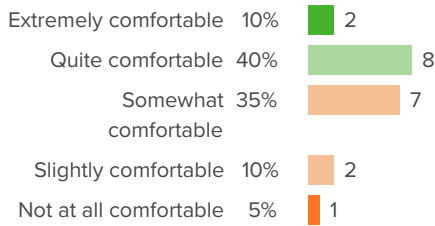
Q.4: At your school, how often are you encouraged to think more deeply about race-related topics?



Favorable: **45%**

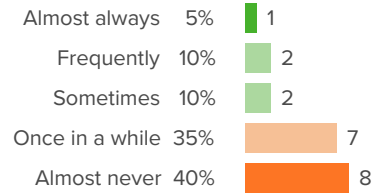


Q.5: How comfortable are you discussing race-related topics with your colleagues?



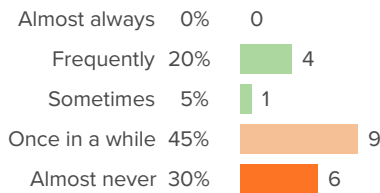
Favorable: **50%**

Q.6: How often do adults at your school have important conversations about race, even when they might be uncomfortable?



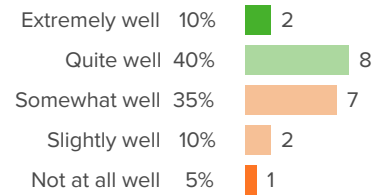
Favorable: **25%**

Q.7: When there are major news events related to race, how often do adults at your school talk about them with each other?



Favorable: **25%**

Q.8: How well does your school help staff speak out against racism?



Favorable: **50%**



Educating All Students

Your average

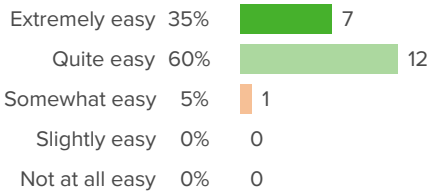
68%

21 responses

District average: **70%** PUYALLUP SCHOOL DISTRICT

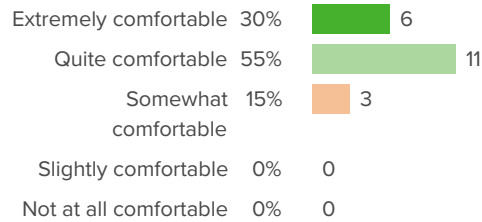
How did people respond?

Q.1: How easy do you find interacting with students at your school who are from a different cultural background than your own?



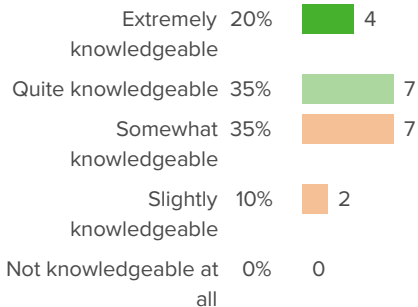
Favorable: **95%**

Q.2: How comfortable would you be incorporating new material about people from different backgrounds into your curriculum?



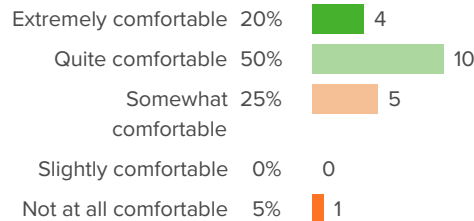
Favorable: **85%**

Q.3: How knowledgeable are you regarding where to find resources for working with students who have unique learning needs?



Favorable: **55%**

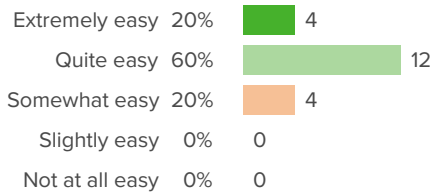
Q.4: If students from different backgrounds struggled to get along in your class, how comfortable would you be intervening?



Favorable: **70%**

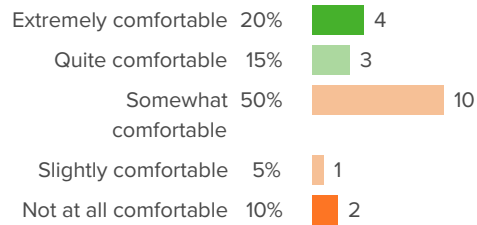


Q.5: How easy would it be for you to teach a class with groups of students from very different religions from each other?



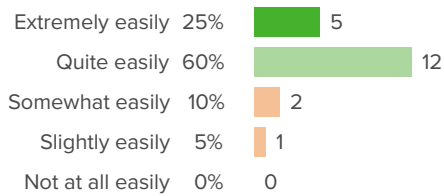
Favorable: **80%**

Q.6: In response to events that might be occurring in the world, how comfortable would you be having conversations about race with your students?



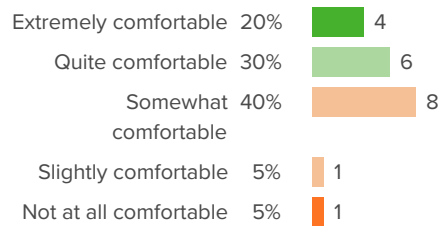
Favorable: **35%**

Q.7: How easily do you think you could make a particularly overweight student feel like a part of class?



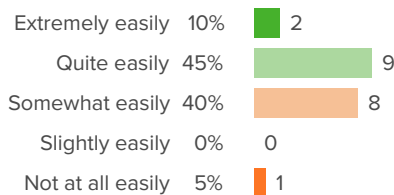
Favorable: **85%**

Q.8: How comfortable would you be having a student who could not communicate well with anyone in class because his/her home language was unique?



Favorable: **50%**

Q.9: When a sensitive issue of diversity arises in class, how easily can you think of strategies to address the situation?



Favorable: **55%**



Feedback and Coaching

Your average

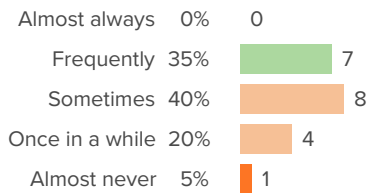
35%

21 responses

District average: **35%** PUYALLUP SCHOOL DISTRICT

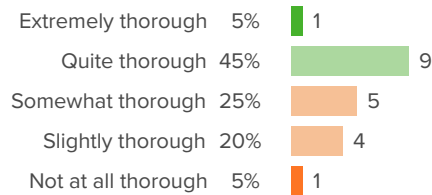
How did people respond?

Q.1: How often do you receive feedback on your teaching?



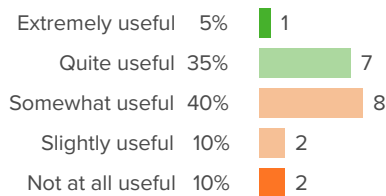
Favorable: **35%**

Q.2: At your school, how thorough is the feedback you receive in covering all aspects of your role as a teacher?



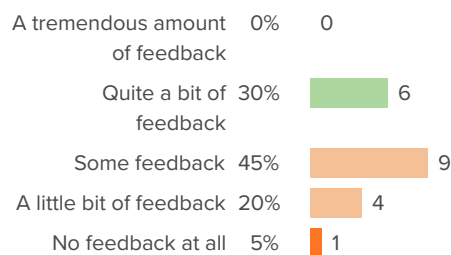
Favorable: **50%**

Q.3: How useful do you find the feedback you receive on your teaching?



Favorable: **40%**

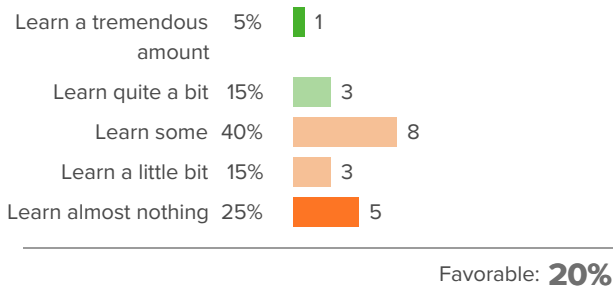
Q.4: How much feedback do you receive on your teaching?



Favorable: **30%**



Q.5: How much do you learn from the teacher evaluation processes at your school?





Professional Learning About Equity

Your average

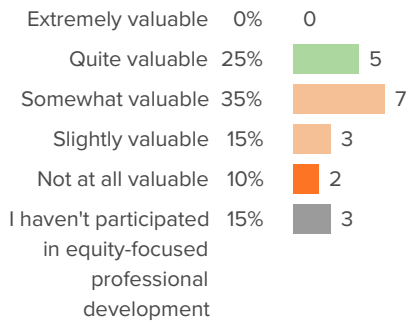
29%

21 responses

District average: **35%** PUYALLUP SCHOOL DISTRICT

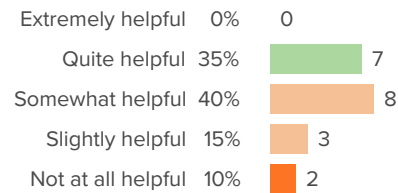
How did people respond?

Q.1: At your school, how valuable are the equity-focused professional development opportunities?



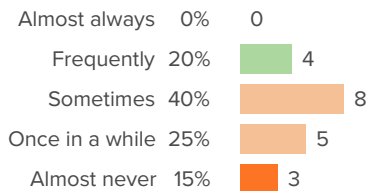
Favorable: **29%**

Q.2: When it comes to promoting culturally responsive practices, how helpful are your colleagues' ideas for improving your practice?



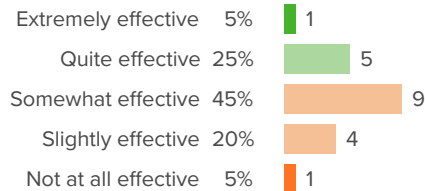
Favorable: **35%**

Q.3: How often do professional development opportunities help you explore new ways to promote equity in your practice?



Favorable: **20%**

Q.4: Overall, how effective has your school administration been in helping you advance student equity?



Favorable: **30%**



Professional Learning About SEL

Your average

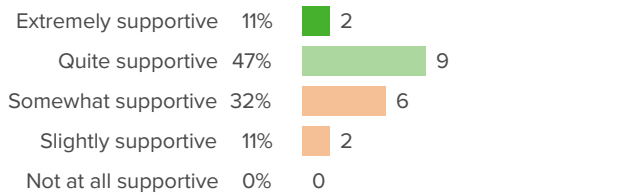
27%

21 responses

District average: **33%** PUYALLUP SCHOOL DISTRICT

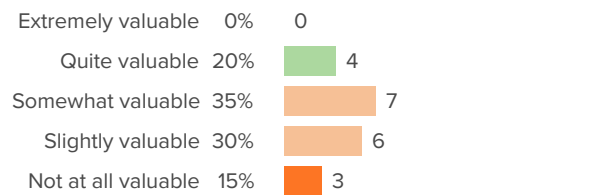
How did people respond?

Q.1: In terms of social-emotional learning (SEL) in particular, how supportive has the school been of your growth as a teacher?



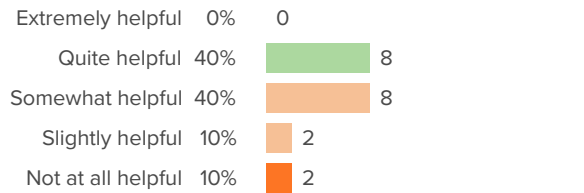
Favorable: **58%**

Q.2: At your school, how valuable are the social-emotional learning (SEL) professional development opportunities?



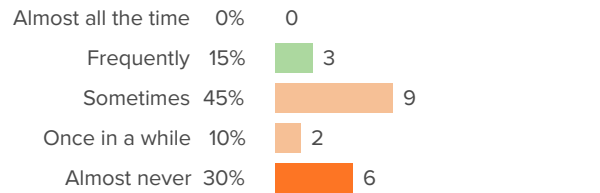
Favorable: **20%**

Q.3: When it comes to social-emotional learning (SEL), how helpful are your colleagues' ideas for improving your teaching?



Favorable: **40%**

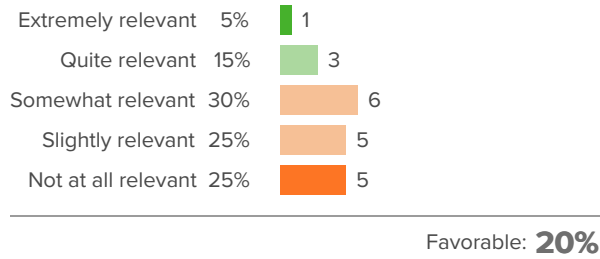
Q.4: How often do your social-emotional learning (SEL) professional development opportunities help you explore new ideas?



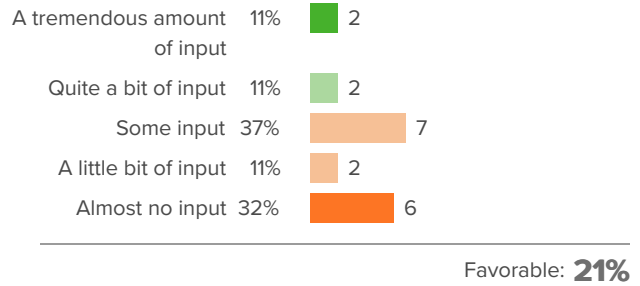
Favorable: **15%**



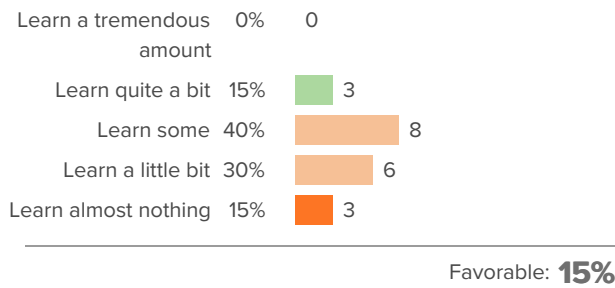
Q.5: How relevant have your social-emotional learning (SEL) professional development opportunities been to the content that you teach?



Q.6: Thinking of social-emotional learning (SEL) in particular, how much input do you have into individualizing your own professional development opportunities?



Q.7: Overall, how much do you learn about supporting your students' social-emotional learning (SEL) from the leaders at your school?





School Leadership

Your average

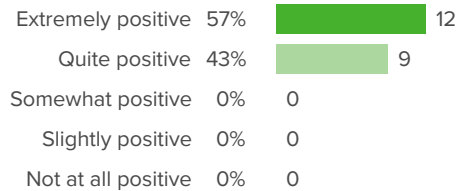
78%

21 responses

District average: **52%** PUYALLUP SCHOOL DISTRICT

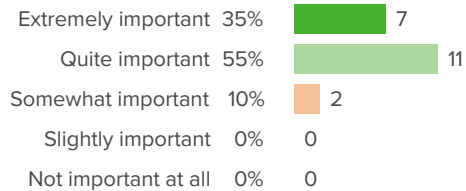
How did people respond?

Q.1: How positive is the tone that school leaders set for the culture of the school?



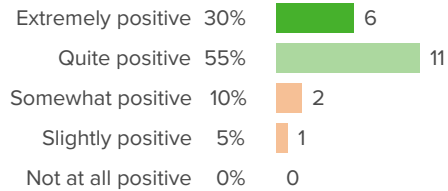
Favorable: **100%**

Q.2: For your school leaders, how important is teacher satisfaction?



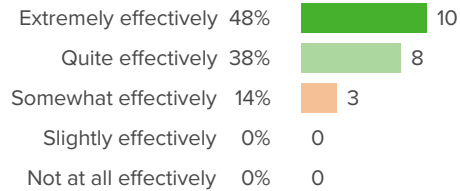
Favorable: **90%**

Q.3: Overall, how positive is the influence of the school leaders on the quality of your teaching?



Favorable: **85%**

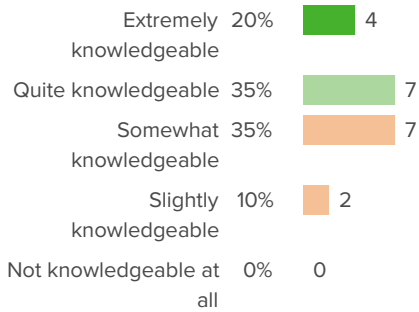
Q.4: How effectively do school leaders communicate important information to teachers?



Favorable: **86%**

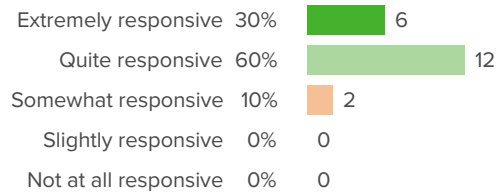


Q.5: How knowledgeable are your school leaders about what is going on in teachers' classrooms?



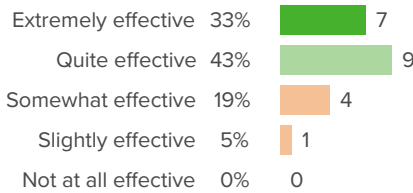
Favorable: **55%**

Q.6: How responsive are school leaders to your feedback?



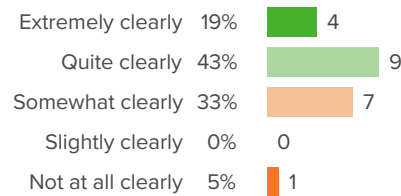
Favorable: **90%**

Q.7: How effective are the school leaders at developing rules for students that facilitate their learning?



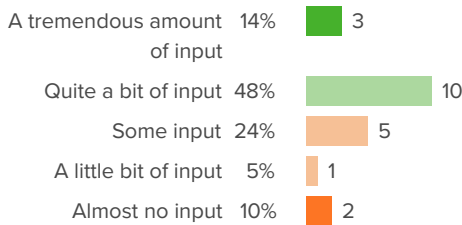
Favorable: **76%**

Q.8: How clearly do your school leaders identify their goals for teachers?



Favorable: **62%**

Q.9: When the school makes important decisions, how much input do teachers have?



Favorable: **62%**



Teacher Self-Reflection

Your average

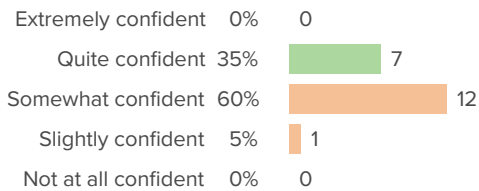
60%

21 responses

District average: **67%** PUYALLUP SCHOOL DISTRICT

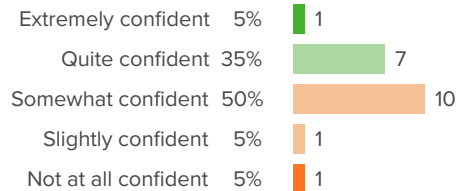
How did people respond?

Q.1: How confident are you that you can engage students who typically are not motivated?



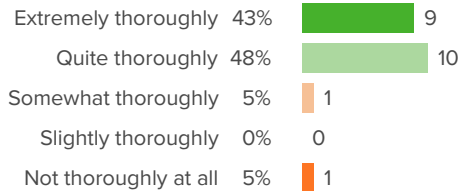
Favorable: **35%**

Q.2: How confident are you that you can help your school's most challenging students to learn?



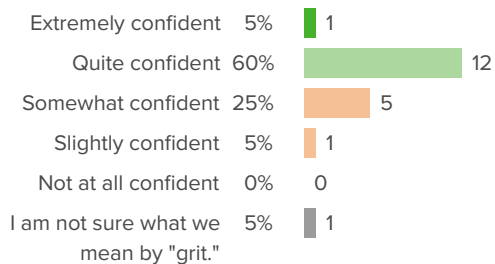
Favorable: **40%**

Q.3: How thoroughly do you feel that you know all the content you need to teach?



Favorable: **90%**

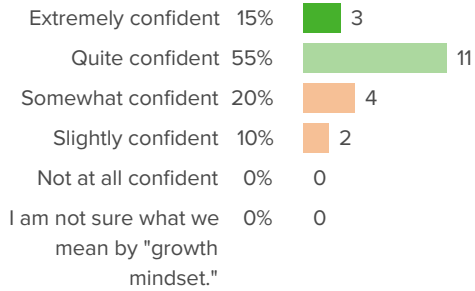
Q.4: Thinking about grit in particular, how confident are you that you can support your students' growth and development?



Favorable: **68%**

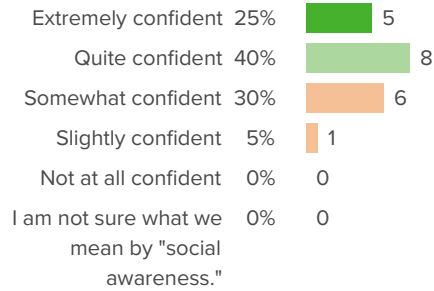


Q.5: Thinking about growth mindset in particular, how confident are you that you can support your students' growth and development?



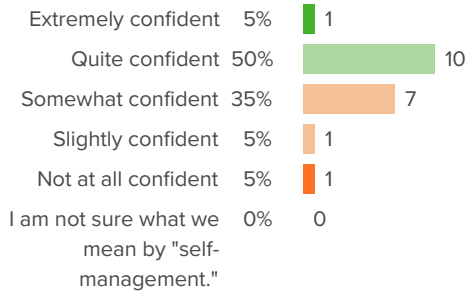
Favorable: **70%**

Q.6: Thinking about social awareness in particular, how confident are you that you can support your students' growth and development?



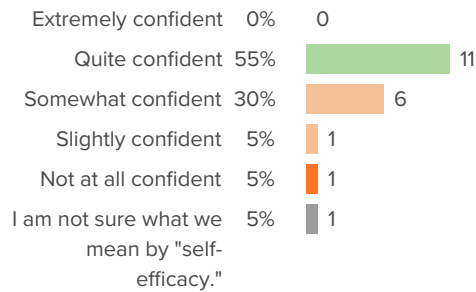
Favorable: **65%**

Q.7: Thinking about self-management in particular, how confident are you that you can support your students' growth and development?



Favorable: **55%**

Q.8: Thinking about self-efficacy in particular, how confident are you that you can support your students' growth and development?



Favorable: **58%**



Teaching Efficacy

Your average

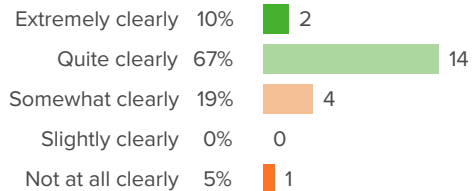
71%

21 responses

District average: **68%** PUYALLUP SCHOOL DISTRICT

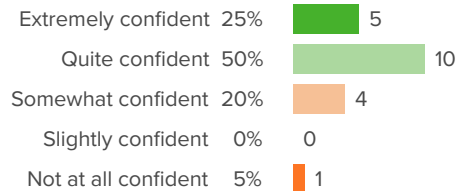
How did people respond?

Q.1: How clearly can you explain the most complicated content to your students?



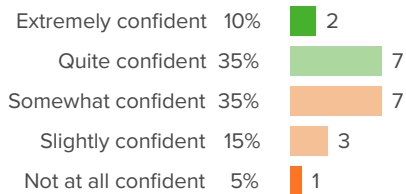
Favorable: **76%**

Q.2: How confident are you that you can move through material at a pace that works well for each of your students?



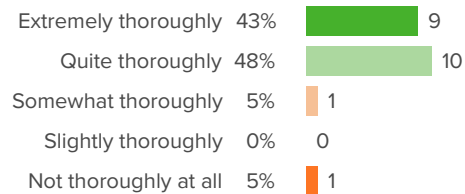
Favorable: **75%**

Q.3: How confident are you that you can help your school's most challenging students to learn?



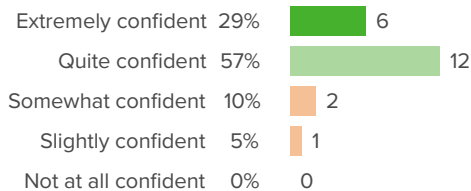
Favorable: **45%**

Q.4: How thoroughly do you feel that you know all the content you need to teach?



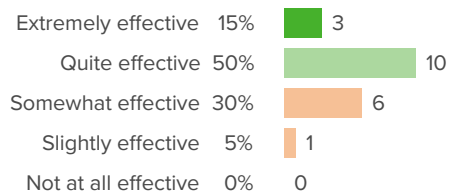
Favorable: **90%**

Q.5: If a parent were upset about something in your class, how confident are you that you could have a productive conversation with this parent?



Favorable: **86%**

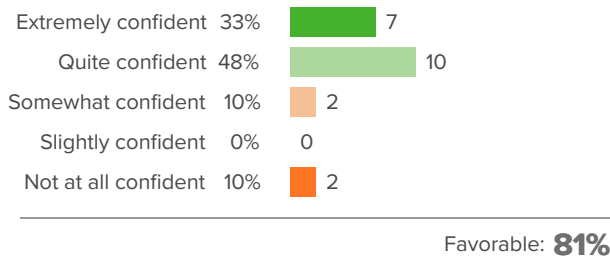
Q.6: How effective do you think you are at managing particularly disruptive classes?



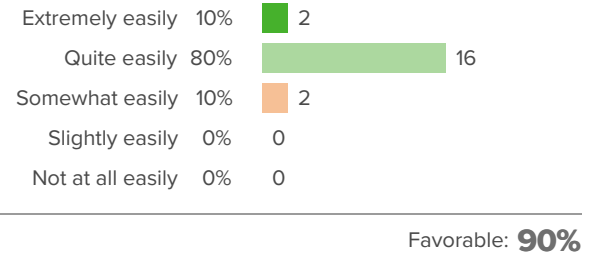
Favorable: **65%**



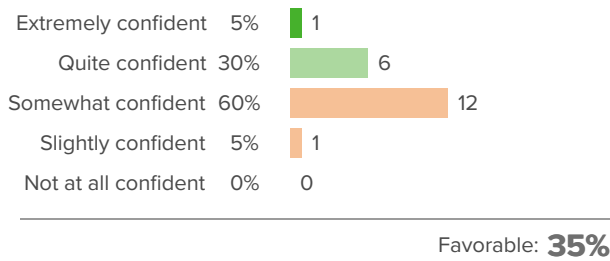
Q.7: How confident are you that you can meet the learning needs of your most advanced students?



Q.8: When one of your teaching strategies fails to work for a group of students, how easily can you think of another approach to try?



Q.9: How confident are you that you can engage students who typically are not motivated?





Well-being

Your average

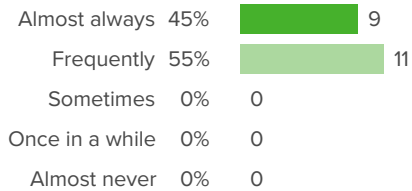
66%

21 responses

District average: **53%** PUYALLUP SCHOOL DISTRICT

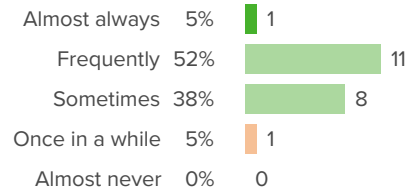
How did people respond?

Q.1: During the past week, how often did you feel engaged at work?



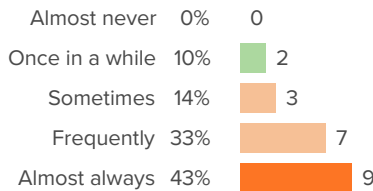
Favorable: **100%**

Q.2: During the past week, how often did you feel excited at work?



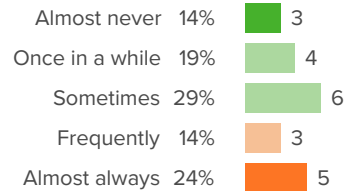
Favorable: **95%**

Q.3: During the past week, how often did you feel exhausted at work?



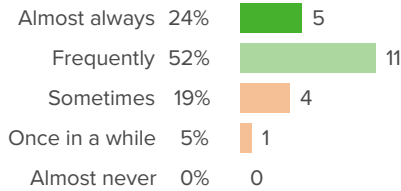
Favorable: **10%**

Q.4: During the past week, how often did you feel frustrated at work?



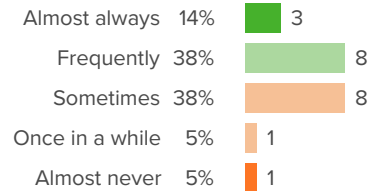
Favorable: **62%**

Q.5: During the past week, how often did you feel happy at work?



Favorable: **76%**

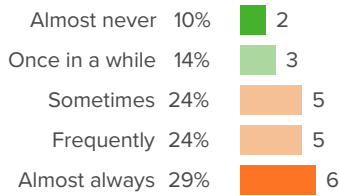
Q.6: During the past week, how often did you feel hopeful at work?



Favorable: **52%**

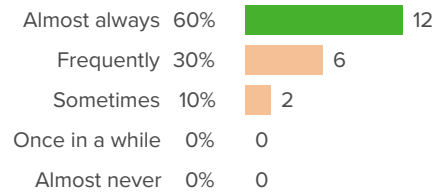


Q.7: During the past week, how often did you feel overwhelmed at work?



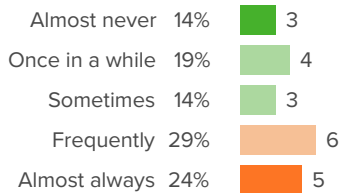
Favorable: **24%**

Q.8: During the past week, how often did you feel safe at work?




Favorable: **60%**

Q.9: During the past week, how often did you feel stressed out at work?



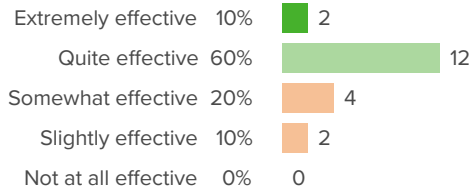
Favorable: **48%**

Q.10: During the past week, how often did you feel worried at work?



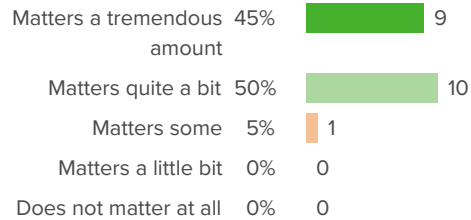
Favorable: **76%**

Q.11: How effective do you feel at your job right now?



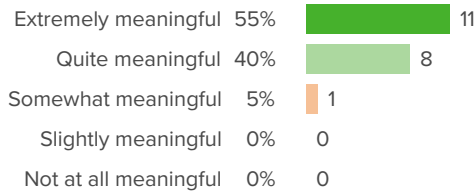
Favorable: **70%**

Q.12: How much does your work matter to you?



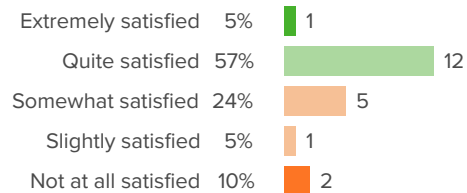
Favorable: **95%**

Q.13: How meaningful for you is the work that you do?



Favorable: **95%**

Q.14: Overall, how satisfied are you with your job right now?



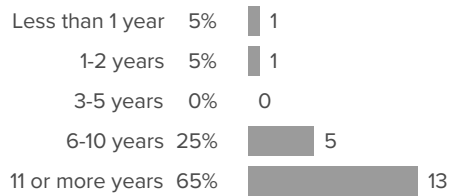
Favorable: **62%**



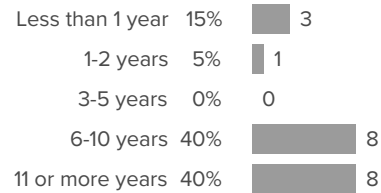
Background Questions

How did people respond?

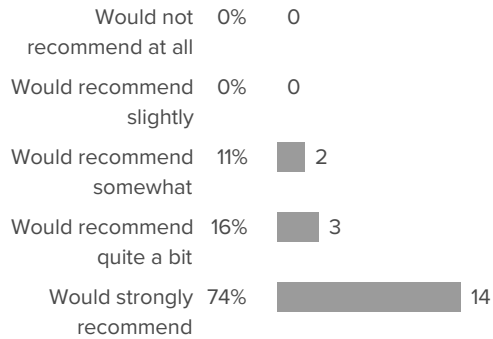
Q.1: For how many years have you taught?



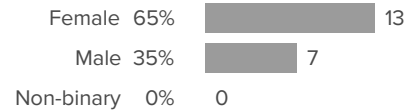
Q.2: For how many years have you taught at your current school?



Q.3: If a friend or colleague were looking for a teaching job, to what extent, if at all, would you recommend your school?

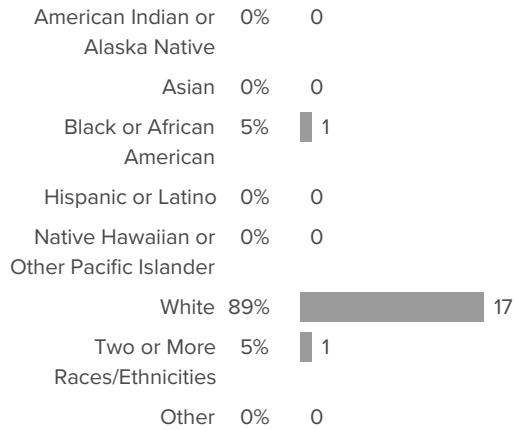


Q.4: What is your gender?






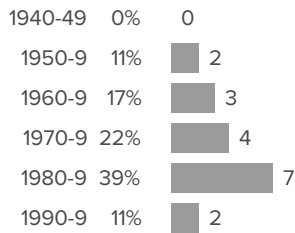
Q.5: What is your race or ethnicity?



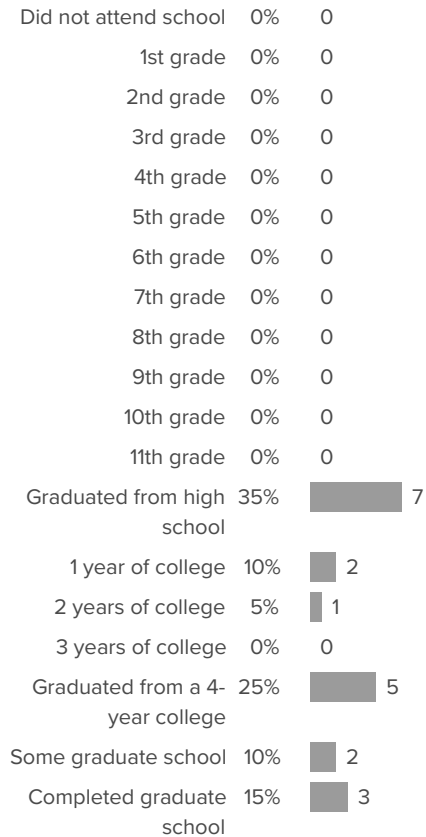
Q.6: Please indicate the primary language spoken in your childhood home. (Please check only one.)



Q.7: In which decade were you born?



Q.8: Please select the highest level of education completed by your mother. If you are not sure, please take your best guess.





Q.9: Please select the highest level of education completed by your father. If you are not sure, please take your best guess.

