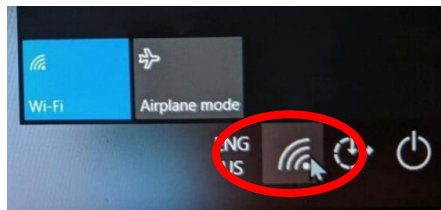


## RIVER DELL STUDENT LAPTOP LOGON INSTRUCTIONS

1. Turn on your laptop



2. Connect to your Home Wi-Fi network.





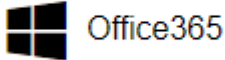

3. Enter your username

- Last name/first initial/28 <-that is your 2-digit graduation year  
YoungE28@student.riverdell.org

4. Enter your password

- Your 6-digit student ID is the password (see your schedule)
- Your ID will look like: 284492

### WHEN YOU ARE LOGGED IN

Click on the Edge icon on the taskbar	
Go to the riverdell.org website	
Go to "Quick Links" and click on the Office365 Icon	
Locate Outlook on the left side task bar	
You will receive an email from your teachers with a link to your class Teams and OneNote.	